



PREC REPORT-GROUP DETAIL
UNOFFICIAL RESULTS

Results for State
TAMA COUNTY, IOWA

GENERAL ELECTION
NOVEMBER 4, 2008

RUN DATE:03/11/09 09:17 AM
REPORT-EL30A PAGE 0001-01

0001 PERRY/BUCKINGHAM/E.CRYSTAL

	TOTAL VOTES	%	ELECTION DAY	ABSENTEE
REGISTERED VOTERS - TOTAL	1,736			
BALLOTS CAST - TOTAL.	1,269		967	302
VOTER TURNOUT - TOTAL		73.10		

STRAIGHT PARTY

Vote for no more than 1				
Democratic Party (DEM)	177	46.34	119	58
Republican Party (REP)	202	52.88	146	56
Socialist Workers Party (SWP).	3	.79	3	0
Over Votes	0		0	0
Under Votes	887		699	188

PRESIDENT AND VICE PRESIDENT

Vote for no more than 1				
Barack Obama (DEM)	657	52.02	507	150
John McCain (REP).	587	46.48	442	145
Chuck Baldwin (CON)	5	.40	3	2
Cynthia McKinney (GRN)	2	.16	2	0
Bob Barr (LIB).	4	.32	4	0
Gloria La Riva (PSL).	0		0	0
Ralph Nader (PAF).	4	.32	3	1
Brian Moore (SPU).	0		0	0
James Harris (SWP)	0		0	0
WRITE-IN.	4	.32	3	1
Over Votes	0		0	0
Under Votes	6		3	3

UNITED STATES SENATOR

Vote for no more than 1				
Tom Harkin (DEM)	749	59.92	574	175
Christopher Reed (REP)	501	40.08	377	124
WRITE-IN.	0		0	0
Over Votes	0		0	0
Under Votes	19		16	3

UNITED STATES REPRESENTATIVE DIST 3

Vote for no more than 1				
Leonard L. Boswell (DEM)	670	55.28	507	163
Kim Schmett (REP).	523	43.15	397	126
Frank V. Forrestal (SWP)	19	1.57	16	3
WRITE-IN.	0		0	0
Over Votes	2		2	0
Under Votes	55		45	10

STATE SENATE DISTRICT 20

Vote for no more than 1				
Randy L. Braden (DEM)	656	53.51	492	164
Tim L. Kapucian (REP)	570	46.49	438	132
WRITE-IN.	0		0	0
Over Votes	1		1	0
Under Votes	42		36	6

PREC REPORT-GROUP DETAIL
UNOFFICIAL RESULTS

TAMA COUNTY, IOWA

GENERAL ELECTION
NOVEMBER 4, 2008

RUN DATE:03/11/09 09:17 AM
REPORT-EL30A PAGE 0001-02

0001 PERRY/BUCKINGHAM/E.CRYSTAL



Results for State
 TOTAL VOTES % ELECTION DAY ABSENTEE

STATE REPRESENTATIVE DISTRICT 40

Vote for no more than 1				
Chris Bearden (DEM)	527	42.74	389	138
Lance Horbach (REP)	706	57.26	548	158
WRITE-IN.	0		0	0
Over Votes	1		1	0
Under Votes	35		29	6

COUNTY AUDITOR

Vote for no more than 1				
Laura Kopsa (DEM)	893	99.11	687	206
WRITE-IN.	8	.89	4	4
Over Votes	0		0	0
Under Votes	368		276	92

COUNTY SHERIFF

Vote for no more than 1				
Dennis Kucera (REP)	1,054	98.60	821	233
WRITE-IN.	15	1.40	12	3
Over Votes	0		0	0
Under Votes	200		134	66

PERRY TOWNSHIP TRUSTEE

Vote for no more than 2				
Rickey L. Dennis	72	38.10	56	16
R. Sam Young	113	59.79	85	28
WRITE-IN.	4	2.12	2	2
Over Votes	0		0	0
Under Votes	123		91	32

BUCKINGHAM TOWNSHIP TRUSTEE

Vote for no more than 2				
John Schrier	130	52.00	107	23
David L. Draper	118	47.20	99	19
WRITE-IN.	2	.80	2	0
Over Votes	0		0	0
Under Votes	134		94	40

CRYSTAL TOWNSHIP TRUSTEE

Vote for no more than 2				
WRITE-IN.	6	100.00	3	3
Over Votes	0		0	0
Under Votes	70		45	25

CRYSTAL TOWNSHIP CLERK TFV

Vote for no more than 1				
Bonnie Murty	29	100.00	21	8
WRITE-IN.	0		0	0
Over Votes	0		0	0
Under Votes	9		3	6

PREC REPORT-GROUP DETAIL TAMA COUNTY, IOWA

UNOFFICIAL RESULTS

GENERAL ELECTION
 NOVEMBER 4, 2008

RUN DATE:03/11/09 09:17 AM
 REPORT-EL30A PAGE 0001-03

0001 PERRY/BUCKINGHAM/E.CRYSTAL

TOTAL VOTES % ELECTION DAY ABSENTEE

SOIL & WATER CONSERVATION

Vote for no more than 3				
Mike Snider.	693	33.85	530	163
Dean McKenna	741	36.20	570	171
Jody Kasal	609	29.75	460	149



Results for State

WRITE-IN.	4	.20	3	1
Over Votes	0		0	0
Under Votes	1,760		1,338	422

IOWA STATE EXTENSION COUNCIL

Vote for no more than 3				
Janelle Murty	723	37.19	561	162
Duane Petty.	622	32.00	480	142
Sherri J. Scarf	594	30.56	450	144
WRITE-IN.	5	.26	1	4
Over Votes	0		0	0
Under Votes	1,863		1,409	454

SUPREME COURT JUDGE - CADY

Vote for no more than 1				
YES	634	77.98	502	132
NO.	179	22.02	139	40
Over Votes	1		1	0
Under Votes	455		325	130

SUPREME COURT JUDGE - HECHT

Vote for no more than 1				
YES	609	75.94	480	129
NO.	193	24.06	152	41
Over Votes	2		1	1
Under Votes	465		334	131

SUPREME COURT JUDGE - APPEL

Vote for no more than 1				
YES	629	77.65	493	136
NO.	181	22.35	144	37
Over Votes	1		0	1
Under Votes	458		330	128

COURT OF APPEALS - HUITINK

Vote for no more than 1				
YES	619	76.61	493	126
NO.	189	23.39	144	45
Over Votes	0		0	0
Under Votes	461		330	131

COURT OF APPEALS - SACKETT

Vote for no more than 1				
YES	607	74.94	478	129
NO.	203	25.06	158	45
Over Votes	0		0	0
Under Votes	459		331	128

PREC REPORT-GROUP DETAIL TAMA COUNTY, IOWA UNOFFICIAL RESULTS

GENERAL ELECTION NOVEMBER 4, 2008

RUN DATE:03/11/09 09:17 AM REPORT-EL30A PAGE 0001-04

0001 PERRY/BUCKINGHAM/E.CRYSTAL


TOTAL VOTES % ELECTION DAY ABSENTEE

COURT OF APPEALS - EISENHAUER

Vote for no more than 1				
YES	611	76.86	482	129
NO.	184	23.14	145	39
Over Votes	0		0	0
Under Votes	474		340	134

DISTRICT COURT JUDGE - BAUMGARTNER

Vote for no more than 1



Results for State

YES	634	78.27	497	137
NO.	176	21.73	139	37
Over Votes	2		2	0
Under Votes	457		329	128

DISTRICT COURT JUDGE - BERGAN

Vote for no more than 1				
YES	619	76.99	486	133
NO.	185	23.01	145	40
Over Votes	0		0	0
Under Votes	465		336	129

DISTRICT COURT JUDGE - GRADY

Vote for no more than 1				
YES	633	78.15	500	133
NO.	177	21.85	137	40
Over Votes	0		0	0
Under Votes	459		330	129

DISTRICT COURT JUDGE - HOOVER

Vote for no more than 1				
YES	584	74.39	459	125
NO.	201	25.61	157	44
Over Votes	4		4	0
Under Votes	480		347	133

DISTRICT COURT JUDGE - KOEHLER

Vote for no more than 1				
YES	599	76.02	468	131
NO.	189	23.98	150	39
Over Votes	0		0	0
Under Votes	481		349	132

DISTRICT ASSOCIATE JUDGE - KEAST

Vote for no more than 1				
YES	602	76.79	474	128
NO.	182	23.21	144	38
Over Votes	1		1	0
Under Votes	484		348	136

PREC REPORT-GROUP DETAIL

TAMA COUNTY, IOWA

UNOFFICIAL RESULTS

GENERAL ELECTION
NOVEMBER 4, 2008

RUN DATE:03/11/09 09:17 AM
REPORT-EL30A PAGE 0001-05

0001 PERRY/BUCKINGHAM/E.CRYSTAL

TOTAL VOTES	%	ELECTION DAY	ABSENTEE
-------------	---	--------------	----------

DISTRICT ASSOCIATE JUDGE - LIESVELD

Vote for no more than 1				
YES	591	75.10	465	126
NO.	196	24.90	155	41
Over Votes	0		0	0
Under Votes	482		347	135

DISTRICT ASSOCIATE JUDGE - WILSON

Vote for no more than 1				
YES	606	77.00	474	132
NO.	181	23.00	144	37
Over Votes	1		0	1
Under Votes	481		349	132

DISTRICT ASSOCIATE JUDGE - JONES

Vote for no more than 1				
YES	595	76.58	474	121



	Results for State			
NO.	182	23.42	140	42
Over Votes	1		0	1
Under Votes	491		353	138

CONSTITUTIONAL AMENDMENT

Vote for no more than 1				
YES	824	80.47	628	196
NO.	200	19.53	160	40
Over Votes	0		0	0
Under Votes	245		179	66

PREC REPORT-GROUP DETAIL TAMA COUNTY, IOWA
UNOFFICIAL RESULTS

GENERAL ELECTION
NOVEMBER 4, 2008

RUN DATE:03/11/09 09:17 AM
REPORT-EL30A PAGE 0002-01

0002 CARLTON

	TOTAL VOTES	%	ELECTION DAY	ABSENTEE
REGISTERED VOTERS - TOTAL	692			
BALLOTS CAST - TOTAL.	481		380	101
VOTER TURNOUT - TOTAL		69.51		

STRAIGHT PARTY

Vote for no more than 1				
Democratic Party (DEM)	86	59.31	68	18
Republican Party (REP)	58	40.00	42	16
Socialist Workers Party (SWP).	1	.69	1	0
Over Votes	0		0	0
Under Votes	336		269	67

PRESIDENT AND VICE PRESIDENT

Vote for no more than 1				
Barack Obama (DEM)	253	52.93	204	49
John McCain (REP).	219	45.82	168	51
Chuck Baldwin (CON)	2	.42	2	0
Cynthia McKinney (GRN)	0		0	0
Bob Barr (LIB).	1	.21	1	0
Gloria La Riva (PSL).	0		0	0
Ralph Nader (PAF).	3	.63	3	0
Brian Moore (SPU).	0		0	0
James Harris (SWP)	0		0	0
WRITE-IN.	0		0	0
Over Votes	2		1	1
Under Votes	1		1	0

UNITED STATES SENATOR

Vote for no more than 1				
Tom Harkin (DEM)	284	60.43	233	51
Christopher Reed (REP)	186	39.57	137	49
WRITE-IN.	0		0	0
Over Votes	1		0	1
Under Votes	10		10	0

UNITED STATES REPRESENTATIVE DIST 3

Vote for no more than 1				
Leonard L. Boswell (DEM)	270	58.57	214	56
Kim Schmiett (REP).	174	37.74	136	38
Frank V. Forrestal (SWP)	16	3.47	14	2
WRITE-IN.	1	.22	0	1
Over Votes	1		0	1
Under Votes	19		16	3

STATE SENATE DISTRICT 20

Vote for no more than 1				
Randy L. Braden (DEM)	248	54.99	202	46
Tim L. Kapucian (REP)	201	44.57	153	48



Results for State

WRITE-IN.	2	.44	2	0
Over Votes	1		0	1
Under Votes	29		23	6

PREC REPORT-GROUP DETAIL
UNOFFICIAL RESULTS

TAMA COUNTY, IOWA

GENERAL ELECTION
NOVEMBER 4, 2008

RUN DATE:03/11/09 09:17 AM
REPORT-EL30A PAGE 0002-02

0002 CARLTON

TOTAL VOTES	%	ELECTION DAY	ABSENTEE
-------------	---	--------------	----------

STATE REPRESENTATIVE DISTRICT 40

Vote for no more than 1

Chris Bearden (DEM)	196	41.97	153	43
Lance Horbach (REP)	271	58.03	215	56
WRITE-IN.	0		0	0
Over Votes	1		0	1
Under Votes	13		12	1

COUNTY AUDITOR

Vote for no more than 1

Laura Kopsa (DEM)	333	96.52	271	62
WRITE-IN.	12	3.48	11	1
Over Votes	1		0	1
Under Votes	135		98	37

COUNTY SHERIFF

Vote for no more than 1

Dennis Kucera (REP)	336	97.11	267	69
WRITE-IN.	10	2.89	9	1
Over Votes	1		0	1
Under Votes	134		104	30

COUNTY SUPERVISOR DISTRICT 2

Vote for no more than 1

Kendall Jordan (DEM)	234	50.76	187	47
Keith Sash (REP)	225	48.81	175	50
WRITE-IN.	2	.43	2	0
Over Votes	1		0	1
Under Votes	19		16	3

CARLTON TOWNSHIP TRUSTEE

Vote for no more than 2

Bruce Appelgate	131	47.99	101	30
Brian Bovenmyer	138	50.55	117	21
WRITE-IN.	4	1.47	4	0
Over Votes	0		0	0
Under Votes	147		96	51

SOIL & WATER CONSERVATION

Vote for no more than 3

Mike Snider.	223	33.09	181	42
Dean McKenna	230	34.12	188	42
Jody Kasal	218	32.34	181	37
WRITE-IN.	3	.45	2	1
Over Votes	0		0	0
Under Votes	769		588	181

PREC REPORT-GROUP DETAIL
UNOFFICIAL RESULTS


TAMA COUNTY, IOWA

GENERAL ELECTION
NOVEMBER 4, 2008

RUN DATE:03/11/09 09:17 AM
REPORT-EL30A PAGE 0002-03

0002 CARLTON

TOTAL VOTES	%	ELECTION DAY	ABSENTEE
-------------	---	--------------	----------



Results for State

IOWA STATE EXTENSION COUNCIL

Vote for no more than 3

Janelle Murty	242	36.12	196	46
Duane Petty.	220	32.84	180	40
Sherrri J. Scarf	205	30.60	166	39
WRITE-IN.	3	.45	2	1
Over Votes	0		0	0
Under Votes	773		596	177

SUPREME COURT JUDGE - CADY

Vote for no more than 1

YES	185	55.06	158	27
NO.	151	44.94	120	31
Over Votes	0		0	0
Under Votes	145		102	43

SUPREME COURT JUDGE - HECHT

Vote for no more than 1

YES	178	53.78	152	26
NO.	153	46.22	121	32
Over Votes	0		0	0
Under Votes	150		107	43

SUPREME COURT JUDGE - APPEL

Vote for no more than 1

YES	191	57.53	162	29
NO.	141	42.47	113	28
Over Votes	0		0	0
Under Votes	149		105	44

COURT OF APPEALS - HUITINK

Vote for no more than 1

YES	191	57.53	165	26
NO.	141	42.47	110	31
Over Votes	0		0	0
Under Votes	149		105	44

COURT OF APPEALS - SACKETT

Vote for no more than 1

YES	192	57.66	160	32
NO.	141	42.34	114	27
Over Votes	0		0	0
Under Votes	148		106	42

COURT OF APPEALS - EISENHAUER

Vote for no more than 1

YES	186	56.53	157	29
NO.	143	43.47	115	28
Over Votes	0		0	0
Under Votes	152		108	44

PREC REPORT-GROUP DETAIL UNOFFICIAL RESULTS

TAMA COUNTY, IOWA

GENERAL ELECTION NOVEMBER 4, 2008

RUN DATE:03/11/09 09:17 AM REPORT-EL30A PAGE 0002-04


0002 CARLTON

TOTAL VOTES % ELECTION DAY ABSENTEE

DISTRICT COURT JUDGE - BAUMGARTNER

Vote for no more than 1

YES	191	57.70	161	30
NO.	140	42.30	112	28
Over Votes	2		2	0
Under Votes	148		105	43



Results for State

DISTRICT COURT JUDGE - BERGAN

Vote for no more than 1

YES	187	56.33	158	29
NO.	145	43.67	116	29
Over Votes	1		1	0
Under Votes	148		105	43

DISTRICT COURT JUDGE - GRADY

Vote for no more than 1

YES	195	58.56	167	28
NO.	138	41.44	108	30
Over Votes	0		0	0
Under Votes	148		105	43

DISTRICT COURT JUDGE - HOOVER

Vote for no more than 1

YES	175	54.18	150	25
NO.	148	45.82	116	32
Over Votes	0		0	0
Under Votes	158		114	44

DISTRICT COURT JUDGE - KOEHLER

Vote for no more than 1

YES	198	60.55	170	28
NO.	129	39.45	99	30
Over Votes	0		0	0
Under Votes	154		111	43

DISTRICT ASSOCIATE JUDGE - KEAST

Vote for no more than 1

YES	183	56.13	156	27
NO.	143	43.87	112	31
Over Votes	0		0	0
Under Votes	155		112	43

DISTRICT ASSOCIATE JUDGE - LIESVELD

Vote for no more than 1

YES	175	54.01	149	26
NO.	149	45.99	117	32
Over Votes	0		0	0
Under Votes	157		114	43

PREC REPORT-GROUP DETAIL
UNOFFICIAL RESULTS

TAMA COUNTY, IOWA

GENERAL ELECTION
NOVEMBER 4, 2008

RUN DATE:03/11/09 09:17 AM
REPORT-EL30A PAGE 0002-05

0002 CARLTON

TOTAL VOTES	%	ELECTION DAY	ABSENTEE
-------------	---	--------------	----------

DISTRICT ASSOCIATE JUDGE - WILSON

Vote for no more than 1

YES	192	59.08	163	29
NO.	133	40.92	104	29
Over Votes	1		1	0
Under Votes	155		112	43

DISTRICT ASSOCIATE JUDGE - JONES

Vote for no more than 1

YES	190	58.46	161	29
NO.	135	41.54	106	29
Over Votes	0		0	0
Under Votes	156		113	43



Results for State

CONSTITUTIONAL AMENDMENT

Vote for no more than 1

YES	303	78.70	236	67
NO.	82	21.30	74	8
Over Votes	0		0	0
Under Votes	96		70	26

PREC REPORT-GROUP DETAIL

TAMA COUNTY, IOWA

UNOFFICIAL RESULTS

GENERAL ELECTION
NOVEMBER 4, 2008

RUN DATE:03/11/09 09:17 AM
REPORT-EL30A PAGE 0003-01

0003 CARROLL/ONEIDA

	TOTAL VOTES	%	ELECTION DAY	ABSENTEE
REGISTERED VOTERS - TOTAL	555			
BALLOTS CAST - TOTAL.	373		321	52
VOTER TURNOUT - TOTAL		67.21		

STRAIGHT PARTY

Vote for no more than 1

Democratic Party (DEM)	35	57.38	29	6
Republican Party (REP)	26	42.62	20	6
Socialist Workers Party (SWP).	0		0	0
Over Votes	0		0	0
Under Votes	312		272	40

PRESIDENT AND VICE PRESIDENT

Vote for no more than 1

Barack Obama (DEM)	184	49.60	158	26
John McCain (REP).	182	49.06	158	24
Chuck Baldwin (CON)	0		0	0
Cynthia McKinney (GRN)	0		0	0
Bob Barr (LIB).	2	.54	2	0
Gloria La Riva (PSL).	0		0	0
Ralph Nader (PAF).	2	.54	2	0
Brian Moore (SPU).	0		0	0
James Harris (SWP)	0		0	0
WRITE-IN.	1	.27	0	1
Over Votes	1		0	1
Under Votes	1		1	0

UNITED STATES SENATOR

Vote for no more than 1

Tom Harkin (DEM)	229	62.91	196	33
Christopher Reed (REP)	135	37.09	117	18
WRITE-IN.	0		0	0
Over Votes	0		0	0
Under Votes	9		8	1

UNITED STATES REPRESENTATIVE DIST 3

Vote for no more than 1

Leonard L. Boswell (DEM)	205	58.24	178	27
Kim Schmnett (REP).	144	40.91	123	21
Frank V. Forrestal (SWP)	3	.85	3	0
WRITE-IN.	0		0	0
Over Votes	0		0	0
Under Votes	21		17	4

STATE SENATE DISTRICT 20

Vote for no more than 1

Randy L. Braden (DEM)	147	41.18	124	23
Tim L. Kapucian (REP)	209	58.54	183	26
WRITE-IN.	1	.28	0	1
Over Votes	1		1	0
Under Votes	15		13	2

PREC REPORT-GROUP DETAIL

TAMA COUNTY, IOWA



Results for State

UNOFFICIAL RESULTS

GENERAL ELECTION
NOVEMBER 4, 2008

RUN DATE:03/11/09 09:17 AM
REPORT-EL30A PAGE 0003-02

0003 CARROLL/ONEIDA

	TOTAL VOTES	%	ELECTION DAY	ABSENTEE
STATE REPRESENTATIVE DISTRICT 40				
Vote for no more than 1				
Chris Bearden (DEM)	141	38.63	120	21
Lance Horbach (REP)	224	61.37	194	30
WRITE-IN.	0		0	0
Over Votes	0		0	0
Under Votes	8		7	1

COUNTY AUDITOR

Vote for no more than 1				
Laura Kopsa (DEM)	285	99.30	243	42
WRITE-IN.	2	.70	1	1
Over Votes	0		0	0
Under Votes	86		77	9

COUNTY SHERIFF

Vote for no more than 1				
Dennis Kucera (REP)	303	98.70	263	40
WRITE-IN.	4	1.30	2	2
Over Votes	0		0	0
Under Votes	66		56	10

ONEIDA TOWNSHIP TRUSTEE

Vote for no more than 2				
Larry D. Parizek	82	41.41	63	19
Joe G. Dvorak	113	57.07	94	19
WRITE-IN.	3	1.52	3	0
Over Votes	0		0	0
Under Votes	92		86	6

CARROLL TOWNSHIP TRUSTEE

Vote for no more than 2				
Marvin Cecak	73	46.20	61	12
John Hayek	84	53.16	73	11
WRITE-IN.	1	.63	1	0
Over Votes	0		0	0
Under Votes	74		67	7

SOIL & WATER CONSERVATION

Vote for no more than 3				
Mike Snider	190	30.40	155	35
Dean McKenna	237	37.92	197	40
Jody Kasal	195	31.20	161	34
WRITE-IN.	3	.48	3	0
Over Votes	0		0	0
Under Votes	494		447	47

PREC REPORT-GROUP DETAIL

TAMA COUNTY, IOWA

UNOFFICIAL RESULTS

GENERAL ELECTION
NOVEMBER 4, 2008

RUN DATE:03/11/09 09:17 AM
REPORT-EL30A PAGE 0003-03

0003 CARROLL/ONEIDA

	TOTAL VOTES	%	ELECTION DAY	ABSENTEE
IOWA STATE EXTENSION COUNCIL				
Vote for no more than 3				
Janelle Murty	215	37.07	177	38



Results for State

Duane Petty	194	33.45	158	36
Sherrri J. Scarf	169	29.14	136	33
WRITE-IN.	2	.34	2	0
Over Votes	0		0	0
Under Votes	539		490	49

SUPREME COURT JUDGE - CADY

Vote for no more than 1				
YES	168	68.02	142	26
NO.	79	31.98	68	11
Over Votes	0		0	0
Under Votes	126		111	15

SUPREME COURT JUDGE - HECHT

Vote for no more than 1				
YES	160	66.12	136	24
NO.	82	33.88	69	13
Over Votes	0		0	0
Under Votes	131		116	15

SUPREME COURT JUDGE - APPEL

Vote for no more than 1				
YES	159	66.25	138	21
NO.	81	33.75	66	15
Over Votes	0		0	0
Under Votes	133		117	16

COURT OF APPEALS - HUITINK

Vote for no more than 1				
YES	162	68.35	138	24
NO.	75	31.65	62	13
Over Votes	0		0	0
Under Votes	136		121	15

COURT OF APPEALS - SACKETT

Vote for no more than 1				
YES	167	69.29	142	25
NO.	74	30.71	62	12
Over Votes	0		0	0
Under Votes	132		117	15

COURT OF APPEALS - EISENHAUER

Vote for no more than 1				
YES	158	67.23	134	24
NO.	77	32.77	65	12
Over Votes	0		0	0
Under Votes	138		122	16

PREC REPORT-GROUP DETAIL

TAMA COUNTY, IOWA

UNOFFICIAL RESULTS

GENERAL ELECTION
NOVEMBER 4, 2008

RUN DATE:03/11/09 09:17 AM
REPORT-EL30A PAGE 0003-04

0003 CARROLL/ONEIDA


TOTAL VOTES	%	ELECTION DAY	ABSENTEE
-------------	---	--------------	----------

DISTRICT COURT JUDGE - BAUMGARTNER

Vote for no more than 1				
YES	172	71.67	145	27
NO.	68	28.33	58	10
Over Votes	0		0	0
Under Votes	133		118	15

DISTRICT COURT JUDGE - BERGAN

Vote for no more than 1



Results for State

YES	159	68.83	135	24
NO.	72	31.17	60	12
Over Votes	0		0	0
Under Votes	142		126	16

DISTRICT COURT JUDGE - GRADY

Vote for no more than 1

YES	165	70.82	141	24
NO.	68	29.18	56	12
Over Votes	0		0	0
Under Votes	140		124	16

DISTRICT COURT JUDGE - HOOVER

Vote for no more than 1

YES	145	63.60	123	22
NO.	83	36.40	71	12
Over Votes	3		3	0
Under Votes	142		124	18

DISTRICT COURT JUDGE - KOEHLER

Vote for no more than 1

YES	157	68.56	136	21
NO.	72	31.44	58	14
Over Votes	2		2	0
Under Votes	142		125	17

DISTRICT ASSOCIATE JUDGE - KEAST

Vote for no more than 1

YES	151	65.94	128	23
NO.	78	34.06	67	11
Over Votes	4		4	0
Under Votes	140		122	18

DISTRICT ASSOCIATE JUDGE - LIESVELD

Vote for no more than 1

YES	146	63.76	124	22
NO.	83	36.24	71	12
Over Votes	3		3	0
Under Votes	141		123	18

PREC REPORT-GROUP DETAIL

TAMA COUNTY, IOWA

UNOFFICIAL RESULTS

GENERAL ELECTION
NOVEMBER 4, 2008

RUN DATE:03/11/09 09:17 AM
REPORT-EL30A PAGE 0003-05

0003 CARROLL/ONEIDA

TOTAL VOTES % ELECTION DAY ABSENTEE

DISTRICT ASSOCIATE JUDGE - WILSON

Vote for no more than 1

YES	157	67.67	133	24
NO.	75	32.33	65	10
Over Votes	0		0	0
Under Votes	141		123	18

DISTRICT ASSOCIATE JUDGE - JONES

Vote for no more than 1

YES	149	65.35	127	22
NO.	79	34.65	67	12
Over Votes	4		4	0
Under Votes	141		123	18

CONSTITUTIONAL AMENDMENT

Vote for no more than 1

YES	222	74.75	185	37
---------------	-----	-------	-----	----



Results for State

NO.	75	25.25	69	6
Over Votes	1		1	0
Under Votes	75		66	9

PREC REPORT-GROUP DETAIL
UNOFFICIAL RESULTS

TAMA COUNTY, IOWA

GENERAL ELECTION
NOVEMBER 4, 2008

RUN DATE:03/11/09 09:17 AM
REPORT-EL30A PAGE 0004-01

0004 CLARK/GENESE0

	TOTAL VOTES	%	ELECTION DAY	ABSENTEE
REGISTERED VOTERS - TOTAL	1,498			
BALLOTS CAST - TOTAL.	1,113		900	213
VOTER TURNOUT - TOTAL		74.30		

STRAIGHT PARTY

Vote for no more than 1				
Democratic Party (DEM)	125	38.94	83	42
Republican Party (REP)	194	60.44	170	24
Socialist Workers Party (SWP).	2	.62	2	0
Over Votes	0		0	0
Under Votes	792		645	147

PRESIDENT AND VICE PRESIDENT

Vote for no more than 1				
Barack Obama (DEM)	477	42.93	372	105
John McCain (REP)	614	55.27	511	103
Chuck Baldwin (CON)	0		0	0
Cynthia McKinney (GRN)	2	.18	2	0
Bob Barr (LIB).	4	.36	4	0
Gloria La Riva (PSL).	0		0	0
Ralph Nader (PAF).	6	.54	5	1
Brian Moore (SPU).	1	.09	0	1
James Harris (SWP)	0		0	0
WRITE-IN.	7	.63	4	3
Over Votes	0		0	0
Under Votes	2		2	0

UNITED STATES SENATOR

Vote for no more than 1				
Tom Harkin (DEM)	621	56.66	494	127
Christopher Reed (REP)	475	43.34	394	81
WRITE-IN.	0		0	0
Over Votes	0		0	0
Under Votes	17		12	5

UNITED STATES REPRESENTATIVE DIST 3

Vote for no more than 1				
Leonard L. Boswell (DEM)	531	49.58	416	115
Kim Schmett (REP).	527	49.21	441	86
Frank V. Forrestal (SWP)	13	1.21	10	3
WRITE-IN.	0		0	0
Over Votes	0		0	0
Under Votes	42		33	9

STATE SENATE DISTRICT 20

Vote for no more than 1				
Randy L. Braden (DEM)	445	41.74	340	105
Tim L. Kapucian (REP)	619	58.07	525	94
WRITE-IN.	2	.19	1	1
Over Votes	0		0	0
Under Votes	47		34	13

PREC REPORT-GROUP DETAIL
UNOFFICIAL RESULTS

TAMA COUNTY, IOWA

GENERAL ELECTION
NOVEMBER 4, 2008

RUN DATE:03/11/09 09:17 AM



Results for State

REPORT-EL30A PAGE 0004-02

0004 CLARK/GENESE0

	TOTAL VOTES	%	ELECTION DAY	ABSENTEE
STATE REPRESENTATIVE DISTRICT 40				
Vote for no more than 1				
Chris Bearden (DEM)	368	34.65	274	94
Lance Horbach (REP)	694	65.35	588	106
WRITE-IN	0		0	0
Over Votes	2		2	0
Under Votes	49		36	13

COUNTY AUDITOR

Vote for no more than 1				
Laura Kopsa (DEM)	744	98.80	588	156
WRITE-IN	9	1.20	5	4
Over Votes	0		0	0
Under Votes	360		307	53

COUNTY SHERIFF

Vote for no more than 1				
Dennis Kucera (REP)	880	97.56	729	151
WRITE-IN	22	2.44	14	8
Over Votes	0		0	0
Under Votes	211		157	54

CLARK TOWNSHIP TRUSTEE

Vote for no more than 2				
WRITE-IN	15	100.00	7	8
Over Votes	0		0	0
Under Votes	293		229	64

GENESE0 TOWNSHIP TRUSTEE

Vote for no more than 2				
Mark Nechanicky	141	47.00	103	38
Dennis Mitchell	158	52.67	118	40
WRITE-IN	1	.33	1	0
Over Votes	0		0	0
Under Votes	156		134	22

SOIL & WATER CONSERVATION

Vote for no more than 3				
Mike Snider	503	29.38	392	111
Dean McKenna	708	41.36	574	134
Jody Kasal	494	28.86	387	107
WRITE-IN	7	.41	4	3
Over Votes	3		3	0
Under Votes	1,624		1,340	284

PREC REPORT-GROUP DETAIL UNOFFICIAL RESULTS


TAMA COUNTY, IOWA

GENERAL ELECTION
NOVEMBER 4, 2008

RUN DATE:03/11/09 09:17 AM
REPORT-EL30A PAGE 0004-03

0004 CLARK/GENESE0

	TOTAL VOTES	%	ELECTION DAY	ABSENTEE
IOWA STATE EXTENSION COUNCIL				
Vote for no more than 3				
Janelle Murty	579	34.94	464	115
Duane Petty	547	33.01	432	115
Sherri J. Scarf	522	31.50	414	108
WRITE-IN	9	.54	3	6
Over Votes	0		0	0
Under Votes	1,682		1,387	295



Results for State

SUPREME COURT JUDGE - CADY

Vote for no more than 1

YES	514	73.96	419	95
NO.	181	26.04	151	30
Over Votes	2		2	0
Under Votes	416		328	88

SUPREME COURT JUDGE - HECHT

Vote for no more than 1

YES	490	70.71	395	95
NO.	203	29.29	173	30
Over Votes	0		0	0
Under Votes	420		332	88

SUPREME COURT JUDGE - APPEL

Vote for no more than 1

YES	487	70.48	396	91
NO.	204	29.52	171	33
Over Votes	0		0	0
Under Votes	422		333	89

COURT OF APPEALS - HUITINK

Vote for no more than 1

YES	480	70.07	390	90
NO.	205	29.93	171	34
Over Votes	2		1	1
Under Votes	426		338	88

COURT OF APPEALS - SACKETT

Vote for no more than 1

YES	492	71.62	399	93
NO.	195	28.38	164	31
Over Votes	0		0	0
Under Votes	426		337	89

COURT OF APPEALS - EISENHAUER

Vote for no more than 1

YES	488	71.35	396	92
NO.	196	28.65	165	31
Over Votes	0		0	0
Under Votes	429		339	90

PREC REPORT-GROUP DETAIL

TAMA COUNTY, IOWA

UNOFFICIAL RESULTS

GENERAL ELECTION
NOVEMBER 4, 2008

RUN DATE:03/11/09 09:17 AM
REPORT-EL30A PAGE 0004-04

0004 CLARK/GENESE0

TOTAL VOTES % ELECTION DAY ABSENTEE

DISTRICT COURT JUDGE - BAUMGARTNER


Vote for no more than 1

YES	525	75.65	428	97
NO.	169	24.35	142	27
Over Votes	1		1	0
Under Votes	418		329	89

DISTRICT COURT JUDGE - BERGAN

Vote for no more than 1

YES	512	74.42	415	97
NO.	176	25.58	150	26
Over Votes	0		0	0
Under Votes	425		335	90



Results for State

DISTRICT COURT JUDGE - GRADY

Vote for no more than 1				
YES	513	74.89	413	100
NO.	172	25.11	148	24
Over Votes	1		1	0
Under Votes	427		338	89

DISTRICT COURT JUDGE - HOOVER

Vote for no more than 1				
YES	479	70.23	388	91
NO.	203	29.77	172	31
Over Votes	2		2	0
Under Votes	429		338	91

DISTRICT COURT JUDGE - KOEHLER

Vote for no more than 1				
YES	492	71.82	396	96
NO.	193	28.18	167	26
Over Votes	0		0	0
Under Votes	428		337	91

DISTRICT ASSOCIATE JUDGE - KEAST

Vote for no more than 1				
YES	487	71.83	396	91
NO.	191	28.17	161	30
Over Votes	1		0	1
Under Votes	434		343	91

DISTRICT ASSOCIATE JUDGE - LIESVELD

Vote for no more than 1				
YES	483	71.56	390	93
NO.	192	28.44	164	28
Over Votes	0		0	0
Under Votes	438		346	92

PREC REPORT-GROUP DETAIL
UNOFFICIAL RESULTS

TAMA COUNTY, IOWA

GENERAL ELECTION
NOVEMBER 4, 2008

RUN DATE:03/11/09 09:17 AM
REPORT-EL30A PAGE 0004-05

0004 CLARK/GENESE0

TOTAL VOTES % ELECTION DAY ABSENTEE

DISTRICT ASSOCIATE JUDGE - WILSON

Vote for no more than 1				
YES	500	73.31	407	93
NO.	182	26.69	152	30
Over Votes	1		1	0
Under Votes	430		340	90

DISTRICT ASSOCIATE JUDGE - JONES

Vote for no more than 1				
YES	503	74.19	410	93
NO.	175	25.81	145	30
Over Votes	0		0	0
Under Votes	435		345	90

CONSTITUTIONAL AMENDMENT

Vote for no more than 1				
YES	730	80.93	587	143
NO.	172	19.07	146	26
Over Votes	0		0	0
Under Votes	211		167	44

PREC REPORT-GROUP DETAIL
UNOFFICIAL RESULTS

TAMA COUNTY, IOWA

GENERAL ELECTION
Page 16



Results for State
NOVEMBER 4, 2008

RUN DATE:03/11/09 09:17 AM
REPORT-EL30A PAGE 0005-01

0005 COLUMBIA

	TOTAL VOTES	%	ELECTION DAY	ABSENTEE
REGISTERED VOTERS - TOTAL	241			
BALLOTS CAST - TOTAL	161		122	39
VOTER TURNOUT - TOTAL		66.80		

STRAIGHT PARTY

Vote for no more than 1				
Democratic Party (DEM)	22	62.86	12	10
Republican Party (REP)	13	37.14	8	5
Socialist Workers Party (SWP)	0		0	0
Over Votes	0		0	0
Under Votes	126		102	24

PRESIDENT AND VICE PRESIDENT

Vote for no more than 1				
Barack Obama (DEM)	89	55.97	65	24
John McCain (REP)	65	40.88	52	13
Chuck Baldwin (CON)	0		0	0
Cynthia McKinney (GRN)	0		0	0
Bob Barr (LIB)	0		0	0
Gloria La Riva (PSL)	0		0	0
Ralph Nader (PAF)	3	1.89	3	0
Brian Moore (SPU)	0		0	0
James Harris (SWP)	0		0	0
WRITE-IN	2	1.26	0	2
Over Votes	1		1	0
Under Votes	1		1	0

UNITED STATES SENATOR

Vote for no more than 1				
Tom Harkin (DEM)	95	61.29	71	24
Christopher Reed (REP)	60	38.71	48	12
WRITE-IN	0		0	0
Over Votes	0		0	0
Under Votes	6		3	3

UNITED STATES REPRESENTATIVE DIST 3

Vote for no more than 1				
Leonard L. Boswell (DEM)	93	60.39	66	27
Kim Schmett (REP)	60	38.96	51	9
Frank V. Forrestal (SWP)	1	.65	0	1
WRITE-IN	0		0	0
Over Votes	0		0	0
Under Votes	7		5	2

STATE SENATE DISTRICT 38

Vote for no more than 1				
Thomas J. Rielly (DEM)	81	55.86	55	26
Michael C. Hadley (REP)	64	44.14	54	10
WRITE-IN	0		0	0
Over Votes	0		0	0
Under Votes	16		13	3

PREC REPORT-GROUP DETAIL

TAMA COUNTY, IOWA

UNOFFICIAL RESULTS

GENERAL ELECTION
NOVEMBER 4, 2008

RUN DATE:03/11/09 09:17 AM
REPORT-EL30A PAGE 0005-02

0005 COLUMBIA

TOTAL VOTES	%	ELECTION DAY	ABSENTEE
-------------	---	--------------	----------

STATE REPRESENTATIVE DISTRICT 76



Results for State

Vote for no more than 1				
Jim Van Scoyoc (DEM)	70	48.95	48	22
Betty Deboef (REP)	73	51.05	58	15
WRITE-IN	0		0	0
Over Votes	0		0	0
Under Votes	18		16	2

COUNTY AUDITOR

Vote for no more than 1				
Laura Kopsa (DEM)	133	99.25	100	33
WRITE-IN	1	.75	1	0
Over Votes	0		0	0
Under Votes	27		21	6

COUNTY SHERIFF

Vote for no more than 1				
Dennis Kucera (REP)	116	98.31	89	27
WRITE-IN	2	1.69	2	0
Over Votes	0		0	0
Under Votes	43		31	12

COUNTY SUPERVISOR DISTRICT 3

Vote for no more than 1				
Dan Wilkens (DEM)	100	62.11	81	19
Cindy Richardson (REP)	61	37.89	41	20
WRITE-IN	0		0	0
Over Votes	0		0	0
Under Votes	0		0	0

COLUMBIA TOWNSHIP TRUSTEE

Vote for no more than 2				
Lloyd N. Smith	110	96.49	89	21
WRITE-IN	4	3.51	4	0
Over Votes	0		0	0
Under Votes	208		151	57

SOIL & WATER CONSERVATION

Vote for no more than 3				
Mike Snider	59	29.21	47	12
Dean McKenna	65	32.18	51	14
Jody Kasal	78	38.61	58	20
WRITE-IN	0		0	0
Over Votes	0		0	0
Under Votes	281		210	71

PREC REPORT-GROUP DETAIL

TAMA COUNTY, IOWA

UNOFFICIAL RESULTS

GENERAL ELECTION
NOVEMBER 4, 2008

RUN DATE:03/11/09 09:17 AM
REPORT-EL30A PAGE 0005-03

0005 COLUMBIA

TOTAL VOTES	%	ELECTION DAY	ABSENTEE
-------------	---	--------------	----------

IOWA STATE EXTENSION COUNCIL

Vote for no more than 3				
Janelle Murty	81	42.63	61	20
Duane Petty	55	28.95	44	11
Sherri J. Scarf	54	28.42	43	11
WRITE-IN	0		0	0
Over Votes	0		0	0
Under Votes	293		218	75

SUPREME COURT JUDGE - CADY

Vote for no more than 1				
YES	56	58.95	44	12
NO	39	41.05	33	6



	Results for State		
Over Votes	0		0
Under Votes	66	45	21

SUPREME COURT JUDGE - HECHT

Vote for no more than 1			
YES	52	57.78	41
NO.	38	42.22	32
Over Votes	0		0
Under Votes	71	49	22

SUPREME COURT JUDGE - APPEL

Vote for no more than 1			
YES	56	59.57	46
NO.	38	40.43	31
Over Votes	0		0
Under Votes	67	45	22

COURT OF APPEALS - HUITINK

Vote for no more than 1			
YES	55	59.14	44
NO.	38	40.86	32
Over Votes	0		0
Under Votes	68	46	22

COURT OF APPEALS - SACKETT

Vote for no more than 1			
YES	57	61.29	44
NO.	36	38.71	32
Over Votes	0		0
Under Votes	68	46	22

COURT OF APPEALS - EISENHAUER

Vote for no more than 1			
YES	60	63.83	47
NO.	34	36.17	29
Over Votes	0		0
Under Votes	67	46	21

PREC REPORT-GROUP DETAIL TAMA COUNTY, IOWA

UNOFFICIAL RESULTS GENERAL ELECTION NOVEMBER 4, 2008

RUN DATE:03/11/09 09:17 AM
REPORT-EL30A PAGE 0005-04

0005 COLUMBIA

TOTAL VOTES	%	ELECTION DAY	ABSENTEE
-------------	---	--------------	----------

DISTRICT COURT JUDGE - BAUMGARTNER


Vote for no more than 1			
YES	61	64.21	48
NO.	34	35.79	29
Over Votes	0		0
Under Votes	66	45	21

DISTRICT COURT JUDGE - BERGAN

Vote for no more than 1			
YES	63	68.48	50
NO.	29	31.52	24
Over Votes	0		0
Under Votes	69	48	21

DISTRICT COURT JUDGE - GRADY

Vote for no more than 1			
YES	61	65.59	49
NO.	32	34.41	26
Over Votes	0		0



Under Votes Results for State
68 47 21

DISTRICT COURT JUDGE - HOOVER
Vote for no more than 1
YES 56 61.54 42 14
NO. 35 38.46 31 4
Over Votes 0 0 0
Under Votes 70 49 21

DISTRICT COURT JUDGE - KOEHLER
Vote for no more than 1
YES 57 61.96 45 12
NO. 35 38.04 29 6
Over Votes 0 0 0
Under Votes 69 48 21

DISTRICT ASSOCIATE JUDGE - KEAST
Vote for no more than 1
YES 50 57.47 37 13
NO. 37 42.53 32 5
Over Votes 1 1 0
Under Votes 73 52 21

DISTRICT ASSOCIATE JUDGE - LIESVELD
Vote for no more than 1
YES 56 62.92 42 14
NO. 33 37.08 29 4
Over Votes 0 0 0
Under Votes 72 51 21

PREC REPORT-GROUP DETAIL TAMA COUNTY, IOWA
UNOFFICIAL RESULTS
GENERAL ELECTION
NOVEMBER 4, 2008

RUN DATE:03/11/09 09:17 AM
REPORT-EL30A PAGE 0005-05

0005 COLUMBIA
TOTAL VOTES % ELECTION DAY ABSENTEE

DISTRICT ASSOCIATE JUDGE - WILSON
Vote for no more than 1
YES 56 63.64 43 13
NO. 32 36.36 27 5
Over Votes 0 0 0
Under Votes 73 52 21

DISTRICT ASSOCIATE JUDGE - JONES
Vote for no more than 1
YES 55 62.50 42 13
NO. 33 37.50 28 5
Over Votes 0 0 0
Under Votes 73 52 21

CONSTITUTIONAL AMENDMENT
Vote for no more than 1
YES 85 70.25 70 15
NO. 36 29.75 22 14
Over Votes 0 0 0
Under Votes 40 30 10

PREC REPORT-GROUP DETAIL TAMA COUNTY, IOWA
UNOFFICIAL RESULTS
GENERAL ELECTION
NOVEMBER 4, 2008

RUN DATE:03/11/09 09:17 AM
REPORT-EL30A PAGE 0006-01

0006 SPRING CREEK/WEST CRYSTAL



Results for State				
	TOTAL VOTES	%	ELECTION DAY	ABSENTEE
REGISTERED VOTERS - TOTAL	1,232			
BALLOTS CAST - TOTAL	872		649	223
VOTER TURNOUT - TOTAL		70.78		

STRAIGHT PARTY

Vote for no more than 1

Democratic Party (DEM)	77	41.62	45	32
Republican Party (REP)	106	57.30	81	25
Socialist Workers Party (SWP)	2	1.08	2	0
Over Votes	0		0	0
Under Votes	687		521	166

PRESIDENT AND VICE PRESIDENT

Vote for no more than 1

Barack Obama (DEM)	379	43.82	277	102
John McCain (REP)	480	55.49	362	118
Chuck Baldwin (CON)	0		0	0
Cynthia McKinney (GRN)	0		0	0
Bob Barr (LIB)	1	.12	1	0
Gloria La Riva (PSL)	0		0	0
Ralph Nader (PAF)	3	.35	2	1
Brian Moore (SPU)	0		0	0
James Harris (SWP)	0		0	0
WRITE-IN	2	.23	2	0
Over Votes	0		0	0
Under Votes	7		5	2

UNITED STATES SENATOR

Vote for no more than 1

Tom Harkin (DEM)	470	55.56	355	115
Christopher Reed (REP)	376	44.44	275	101
WRITE-IN	0		0	0
Over Votes	0		0	0
Under Votes	26		19	7

UNITED STATES REPRESENTATIVE DIST 3

Vote for no more than 1

Leonard L. Boswell (DEM)	421	50.42	312	109
Kim Schmett (REP)	402	48.14	302	100
Frank V. Forrestal (SWP)	12	1.44	10	2
WRITE-IN	0		0	0
Over Votes	0		0	0
Under Votes	37		25	12

STATE SENATE DISTRICT 20

Vote for no more than 1

Randy L. Braden (DEM)	380	46.51	284	96
Tim L. Kapucian (REP)	437	53.49	326	111
WRITE-IN	0		0	0
Over Votes	0		0	0
Under Votes	55		39	16

PREC REPORT-GROUP DETAIL TAMA COUNTY, IOWA

UNOFFICIAL RESULTS

GENERAL ELECTION
NOVEMBER 4, 2008

RUN DATE:03/11/09 09:17 AM
REPORT-EL30A PAGE 0006-02

0006 SPRING CREEK/WEST CRYSTAL

	TOTAL VOTES	%	ELECTION DAY	ABSENTEE
--	-------------	---	--------------	----------

STATE REPRESENTATIVE DISTRICT 40

Vote for no more than 1

Chris Bearden (DEM)	330	39.24	246	84
Lance Horbach (REP)	511	60.76	382	129
WRITE-IN	0		0	0
Over Votes	0		0	0



Under Votes 31 21 10

Results for State

COUNTY AUDITOR

Vote for no more than 1
 Laura Kopsa (DEM) 622 99.20 451 171
 WRITE-IN 5 .80 3 2
 Over Votes 0 0 0
 Under Votes 245 195 50

COUNTY SHERIFF

Vote for no more than 1
 Dennis Kucera (REP) 730 99.46 558 172
 WRITE-IN 4 .54 1 3
 Over Votes 0 0 0
 Under Votes 138 90 48

COUNTY SUPERVISOR DISTRICT 2

Vote for no more than 1
 Kendall Jordan (DEM) 240 28.47 170 70
 Keith Sash (REP) 603 71.53 461 142
 WRITE-IN 0 0 0
 Over Votes 1 1 0
 Under Votes 28 17 11

CRYSTAL TOWNSHIP TRUSTEE

Vote for no more than 2
 WRITE-IN 24 100.00 12 12
 Over Votes 0 0 0
 Under Votes 182 122 60

SPRING CREEK TOWNSHIP TRUSTEE

Vote for no more than 2
 Mark Flamme 164 47.95 126 38
 Grant Strohbehn 178 52.05 133 45
 WRITE-IN 0 0 0
 Over Votes 0 0 0
 Under Votes 100 69 31

CRYSTAL TOWNSHIP CLERK TFV

Vote for no more than 1
 Bonnie Murty 86 98.85 53 33
 WRITE-IN 1 1.15 0 1
 Over Votes 0 0 0
 Under Votes 16 14 2

PREC REPORT-GROUP DETAIL TAMA COUNTY, IOWA
 UNOFFICIAL RESULTS

GENERAL ELECTION
 NOVEMBER 4, 2008

RUN DATE:03/11/09 09:17 AM
 REPORT-EL30A PAGE 0006-03

0006 SPRING CREEK/WEST CRYSTAL


TOTAL VOTES % ELECTION DAY ABSENTEE

SOIL & WATER CONSERVATION

Vote for no more than 3
 Mike Snider 469 34.18 340 129
 Dean McKenna 456 33.24 324 132
 Jody Kasal 446 32.51 312 134
 WRITE-IN 1 .07 0 1
 Over Votes 0 0 0
 Under Votes 1,244 971 273

IOWA STATE EXTENSION COUNCIL

Vote for no more than 3
 Janelle Murty 483 32.88 348 135



Results for State

Duane Petty	581	39.55	428	153
Sherrri J. Scarf	401	27.30	281	120
WRITE-IN.	4	.27	4	0
Over Votes	0		0	0
Under Votes	1,147		886	261

SUPREME COURT JUDGE - CADY

Vote for no more than 1				
YES	371	64.97	275	96
NO.	200	35.03	150	50
Over Votes	1		1	0
Under Votes	300		223	77

SUPREME COURT JUDGE - HECHT

Vote for no more than 1				
YES	352	63.54	258	94
NO.	202	36.46	152	50
Over Votes	0		0	0
Under Votes	318		239	79

SUPREME COURT JUDGE - APPEL

Vote for no more than 1				
YES	371	66.25	276	95
NO.	189	33.75	142	47
Over Votes	0		0	0
Under Votes	312		231	81

COURT OF APPEALS - HUITINK

Vote for no more than 1				
YES	363	65.29	271	92
NO.	193	34.71	142	51
Over Votes	0		0	0
Under Votes	316		236	80

COURT OF APPEALS - SACKETT

Vote for no more than 1				
YES	355	64.55	258	97
NO.	195	35.45	150	45
Over Votes	1		0	1
Under Votes	321		241	80

PREC REPORT-GROUP DETAIL TAMA COUNTY, IOWA

UNOFFICIAL RESULTS GENERAL ELECTION NOVEMBER 4, 2008

RUN DATE:03/11/09 09:17 AM REPORT-EL30A PAGE 0006-04

0006 SPRING CREEK/WEST CRYSTAL

TOTAL VOTES % ELECTION DAY ABSENTEE

COURT OF APPEALS - EISENHAUER


Vote for no more than 1				
YES	360	66.42	269	91
NO.	182	33.58	131	51
Over Votes	1		1	0
Under Votes	329		248	81

DISTRICT COURT JUDGE - BAUMGARTNER

Vote for no more than 1				
YES	375	67.20	279	96
NO.	183	32.80	136	47
Over Votes	2		1	1
Under Votes	312		233	79

DISTRICT COURT JUDGE - BERGAN

Vote for no more than 1



Results for State

YES	359	65.63	261	98
NO.	188	34.37	145	43
Over Votes	1		0	1
Under Votes	324		243	81

DISTRICT COURT JUDGE - GRADY

Vote for no more than 1				
YES	380	68.97	283	97
NO.	171	31.03	126	45
Over Votes	0		0	0
Under Votes	321		240	81

DISTRICT COURT JUDGE - HOOVER

Vote for no more than 1				
YES	344	63.24	252	92
NO.	200	36.76	153	47
Over Votes	1		0	1
Under Votes	327		244	83

DISTRICT COURT JUDGE - KOEHLER

Vote for no more than 1				
YES	373	68.57	278	95
NO.	171	31.43	125	46
Over Votes	0		0	0
Under Votes	328		246	82

DISTRICT ASSOCIATE JUDGE - KEAST

Vote for no more than 1				
YES	354	65.43	261	93
NO.	187	34.57	140	47
Over Votes	2		2	0
Under Votes	329		246	83

PREC REPORT-GROUP DETAIL
UNOFFICIAL RESULTS

TAMA COUNTY, IOWA

GENERAL ELECTION
NOVEMBER 4, 2008

RUN DATE:03/11/09 09:17 AM
REPORT-EL30A PAGE 0006-05

0006 SPRING CREEK/WEST CRYSTAL

TOTAL VOTES % ELECTION DAY ABSENTEE

DISTRICT ASSOCIATE JUDGE - LIESVELD

Vote for no more than 1				
YES	350	64.94	258	92
NO.	189	35.06	141	48
Over Votes	1		1	0
Under Votes	332		249	83

DISTRICT ASSOCIATE JUDGE - WILSON

Vote for no more than 1				
YES	357	66.36	260	97
NO.	181	33.64	140	41
Over Votes	1		0	1
Under Votes	333		249	84

DISTRICT ASSOCIATE JUDGE - JONES

Vote for no more than 1				
YES	358	66.05	264	94
NO.	184	33.95	138	46
Over Votes	1		1	0
Under Votes	329		246	83

CONSTITUTIONAL AMENDMENT

Vote for no more than 1				
YES	549	79.91	405	144



Results for State

NO.	138	20.09	103	35
Over Votes	0		0	0
Under Votes	185		141	44

PREC REPORT-GROUP DETAIL TAMA COUNTY, IOWA
UNOFFICIAL RESULTS

GENERAL ELECTION
NOVEMBER 4, 2008

RUN DATE:03/11/09 09:17 AM
REPORT-EL30A PAGE 0007-01

0007 GRANT

	TOTAL VOTES	%	ELECTION DAY	ABSENTEE
REGISTERED VOTERS - TOTAL	210			
BALLOTS CAST - TOTAL.	154		127	27
VOTER TURNOUT - TOTAL		73.33		

STRAIGHT PARTY

Vote for no more than 1				
Democratic Party (DEM)	19	38.78	15	4
Republican Party (REP)	30	61.22	21	9
Socialist Workers Party (SWP).	0		0	0
Over Votes	0		0	0
Under Votes	105		91	14

PRESIDENT AND VICE PRESIDENT

Vote for no more than 1				
Barack Obama (DEM)	75	48.70	64	11
John McCain (REP)	77	50.00	62	15
Chuck Baldwin (CON)	0		0	0
Cynthia McKinney (GRN)	1	.65	1	0
Bob Barr (LIB).	0		0	0
Gloria La Riva (PSL).	0		0	0
Ralph Nader (PAF).	0		0	0
Brian Moore (SPU).	0		0	0
James Harris (SWP)	0		0	0
WRITE-IN.	1	.65	0	1
Over Votes	0		0	0
Under Votes	0		0	0

UNITED STATES SENATOR

Vote for no more than 1				
Tom Harkin (DEM)	87	58.39	74	13
Christopher Reed (REP)	62	41.61	48	14
WRITE-IN.	0		0	0
Over Votes	0		0	0
Under Votes	5		5	0

UNITED STATES REPRESENTATIVE DIST 3

Vote for no more than 1				
Leonard L. Boswell (DEM)	80	54.05	67	13
Kim Schmett (REP).	68	45.95	55	13
Frank V. Forrestal (SWP)	0		0	0
WRITE-IN.	0		0	0
Over Votes	0		0	0
Under Votes	6		5	1

STATE SENATE DISTRICT 20

Vote for no more than 1				
Randy L. Braden (DEM)	66	45.21	54	12
Tim L. Kapucian (REP)	80	54.79	67	13
WRITE-IN.	0		0	0
Over Votes	0		0	0
Under Votes	8		6	2

PREC REPORT-GROUP DETAIL TAMA COUNTY, IOWA
UNOFFICIAL RESULTS

GENERAL ELECTION
NOVEMBER 4, 2008

RUN DATE:03/11/09 09:17 AM



Results for State

REPORT-EL30A PAGE 0007-02

0007 GRANT

TOTAL VOTES % ELECTION DAY ABSENTEE

STATE REPRESENTATIVE DISTRICT 40

Vote for no more than 1				
Chris Bearden (DEM)	55	37.41	47	8
Lance Horbach (REP)	92	62.59	74	18
WRITE-IN	0		0	0
Over Votes	0		0	0
Under Votes	7		6	1

COUNTY AUDITOR

Vote for no more than 1				
Laura Kopsa (DEM)	105	99.06	91	14
WRITE-IN	1	.94	1	0
Over Votes	0		0	0
Under Votes	48		35	13

COUNTY SHERIFF

Vote for no more than 1				
Dennis Kucera (REP)	124	98.41	99	25
WRITE-IN	2	1.59	2	0
Over Votes	0		0	0
Under Votes	28		26	2

GRANT TOWNSHIP TRUSTEE

Vote for no more than 2				
Dale Strohbehn	118	99.16	100	18
WRITE-IN	1	.84	1	0
Over Votes	0		0	0
Under Votes	189		153	36

SOIL & WATER CONSERVATION

Vote for no more than 3				
Mike Snider	74	32.74	62	12
Dean McKenna	84	37.17	70	14
Jody Kasal	66	29.20	54	12
WRITE-IN	2	.88	1	1
Over Votes	0		0	0
Under Votes	236		194	42

IOWA STATE EXTENSION COUNCIL

Vote for no more than 3				
Janelle Murty	87	37.99	74	13
Duane Petty	76	33.19	64	12
Sherri J. Scarf	66	28.82	53	13
WRITE-IN	0		0	0
Over Votes	0		0	0
Under Votes	233		190	43

PREC REPORT-GROUP DETAIL

TAMA COUNTY, IOWA

UNOFFICIAL RESULTS

GENERAL ELECTION
NOVEMBER 4, 2008

RUN DATE:03/11/09 09:17 AM
REPORT-EL30A PAGE 0007-03

0007 GRANT

TOTAL VOTES % ELECTION DAY ABSENTEE

SUPREME COURT JUDGE - CADY

Vote for no more than 1				
YES	65	72.22	53	12
NO	25	27.78	23	2
Over Votes	0		0	0
Under Votes	64		51	13



Results for State

SUPREME COURT JUDGE - HECHT

Vote for no more than 1				
YES	66	72.53	54	12
NO.	25	27.47	23	2
Over Votes	0		0	0
Under Votes	63		50	13

SUPREME COURT JUDGE - APPEL

Vote for no more than 1				
YES	68	76.40	56	12
NO.	21	23.60	19	2
Over Votes	0		0	0
Under Votes	65		52	13

COURT OF APPEALS - HUITINK

Vote for no more than 1				
YES	66	74.16	55	11
NO.	23	25.84	20	3
Over Votes	0		0	0
Under Votes	65		52	13

COURT OF APPEALS - SACKETT

Vote for no more than 1				
YES	63	72.41	52	11
NO.	24	27.59	22	2
Over Votes	0		0	0
Under Votes	67		53	14

COURT OF APPEALS - EISENHAUER

Vote for no more than 1				
YES	67	77.01	55	12
NO.	20	22.99	19	1
Over Votes	0		0	0
Under Votes	67		53	14

DISTRICT COURT JUDGE - BAUMGARTNER

Vote for no more than 1				
YES	63	70.00	54	9
NO.	27	30.00	23	4
Over Votes	0		0	0
Under Votes	64		50	14

PREC REPORT-GROUP DETAIL
UNOFFICIAL RESULTS

TAMA COUNTY, IOWA

GENERAL ELECTION
NOVEMBER 4, 2008

RUN DATE:03/11/09 09:17 AM
REPORT-EL30A PAGE 0007-04

0007 GRANT


TOTAL VOTES % ELECTION DAY ABSENTEE

DISTRICT COURT JUDGE - BERGAN

Vote for no more than 1				
YES	65	75.58	53	12
NO.	21	24.42	20	1
Over Votes	0		0	0
Under Votes	68		54	14

DISTRICT COURT JUDGE - GRADY

Vote for no more than 1				
YES	66	75.00	55	11
NO.	22	25.00	20	2
Over Votes	0		0	0
Under Votes	66		52	14



Results for State

DISTRICT COURT JUDGE - HOOVER

Vote for no more than 1				
YES	61	71.76	51	10
NO.	24	28.24	21	3
Over Votes	0		0	0
Under Votes	69		55	14

DISTRICT COURT JUDGE - KOEHLER

Vote for no more than 1				
YES	68	75.56	56	12
NO.	22	24.44	21	1
Over Votes	0		0	0
Under Votes	64		50	14

DISTRICT ASSOCIATE JUDGE - KEAST

Vote for no more than 1				
YES	65	76.47	54	11
NO.	20	23.53	18	2
Over Votes	0		0	0
Under Votes	69		55	14

DISTRICT ASSOCIATE JUDGE - LIESVELD

Vote for no more than 1				
YES	61	71.76	51	10
NO.	24	28.24	21	3
Over Votes	0		0	0
Under Votes	69		55	14

DISTRICT ASSOCIATE JUDGE - WILSON

Vote for no more than 1				
YES	62	72.94	51	11
NO.	23	27.06	21	2
Over Votes	0		0	0
Under Votes	69		55	14

PREC REPORT-GROUP DETAIL
UNOFFICIAL RESULTS

TAMA COUNTY, IOWA
GENERAL ELECTION
NOVEMBER 4, 2008

RUN DATE:03/11/09 09:17 AM
REPORT-EL30A PAGE 0007-05

0007 GRANT

TOTAL VOTES % ELECTION DAY ABSENTEE

DISTRICT ASSOCIATE JUDGE - JONES

Vote for no more than 1				
YES	62	73.81	50	12
NO.	22	26.19	21	1
Over Votes	0		0	0
Under Votes	70		56	14

CONSTITUTIONAL AMENDMENT

Vote for no more than 1				
YES	101	80.80	82	19
NO.	24	19.20	23	1
Over Votes	0		0	0
Under Votes	29		22	7

PREC REPORT-GROUP DETAIL
UNOFFICIAL RESULTS

TAMA COUNTY, IOWA
GENERAL ELECTION
NOVEMBER 4, 2008

RUN DATE:03/11/09 09:17 AM
REPORT-EL30A PAGE 0008-01

0008 HIGHLAND/INDIAN VILLAGE

TOTAL VOTES % ELECTION DAY ABSENTEE

REGISTERED VOTERS - TOTAL	652			
BALLOTS CAST - TOTAL.	468		384	84



Results for State

VOTER TURNOUT - TOTAL

71.78

STRAIGHT PARTY

Vote for no more than 1

Democratic Party (DEM)	57	50.44	40	17
Republican Party (REP)	55	48.67	42	13
Socialist Workers Party (SWP).	1	.88	1	0
Over Votes	0		0	0
Under Votes	355		301	54

PRESIDENT AND VICE PRESIDENT

Vote for no more than 1

Barack Obama (DEM)	245	52.35	197	48
John McCain (REP).	215	45.94	180	35
Chuck Baldwin (CON)	0		0	0
Cynthia McKinney (GRN)	0		0	0
Bob Barr (LIB).	1	.21	1	0
Gloria La Riva (PSL).	0		0	0
Ralph Nader (PAF).	5	1.07	4	1
Brian Moore (SPU).	0		0	0
James Harris (SWP)	0		0	0
WRITE-IN.	2	.43	2	0
Over Votes	0		0	0
Under Votes	0		0	0

UNITED STATES SENATOR

Vote for no more than 1

Tom Harkin (DEM)	267	58.55	215	52
Christopher Reed (REP)	189	41.45	161	28
WRITE-IN.	0		0	0
Over Votes	0		0	0
Under Votes	12		8	4

UNITED STATES REPRESENTATIVE DIST 3

Vote for no more than 1

Leonard L. Boswell (DEM)	259	57.43	208	51
Kim Schmegg (REP).	188	41.69	158	30
Frank V. Forrestal (SWP)	4	.89	4	0
WRITE-IN.	0		0	0
Over Votes	0		0	0
Under Votes	17		14	3

STATE SENATE DISTRICT 20

Vote for no more than 1

Randy L. Braden (DEM)	233	52.95	185	48
Tim L. Kapucian (REP)	207	47.05	176	31
WRITE-IN.	0		0	0
Over Votes	0		0	0
Under Votes	28		23	5

PREC REPORT-GROUP DETAIL
UNOFFICIAL RESULTS

TAMA COUNTY, IOWA

GENERAL ELECTION
NOVEMBER 4, 2008

RUN DATE:03/11/09 09:17 AM
REPORT-EL30A PAGE 0008-02

0008 HIGHLAND/INDIAN VILLAGE

TOTAL VOTES % ELECTION DAY ABSENTEE

STATE REPRESENTATIVE DISTRICT 40

Vote for no more than 1

Chris Bearden (DEM)	205	44.57	156	49
Lance Horbach (REP)	255	55.43	221	34
WRITE-IN.	0		0	0
Over Votes	1		1	0
Under Votes	7		6	1



Results for State

COUNTY AUDITOR

Vote for no more than 1				
Laura Kopsa (DEM)	351	99.72	291	60
WRITE-IN	1	.28	1	0
Over Votes	0		0	0
Under Votes	116		92	24

COUNTY SHERIFF

Vote for no more than 1				
Dennis Kucera (REP)	350	97.77	295	55
WRITE-IN	8	2.23	6	2
Over Votes	0		0	0
Under Votes	110		83	27

COUNTY SUPERVISOR DISTRICT 3

Vote for no more than 1				
Dan Wilkens (DEM)	302	67.26	247	55
Cindy Richardson (REP)	145	32.29	118	27
WRITE-IN	2	.45	2	0
Over Votes	0		0	0
Under Votes	19		17	2

HIGHLAND TOWNSHIP TRUSTEE

Vote for no more than 2				
Lynne Pothast	81	95.29	63	18
WRITE-IN	4	4.71	3	1
Over Votes	0		0	0
Under Votes	177		136	41

INDIAN VILLAGE TRUSTEE

Vote for no more than 2				
Harold Antle	81	36.00	64	17
Brian Hempy	140	62.22	119	21
WRITE-IN	4	1.78	4	0
Over Votes	0		0	0
Under Votes	217		173	44

INDIAN VILLAGE TOWNSHIP CLERK TFV

Vote for no more than 1				
Dean Fisher	149	98.68	124	25
WRITE-IN	2	1.32	2	0
Over Votes	0		0	0
Under Votes	70		54	16

PREC REPORT-GROUP DETAIL UNOFFICIAL RESULTS

TAMA COUNTY, IOWA

GENERAL ELECTION NOVEMBER 4, 2008

RUN DATE:03/11/09 09:17 AM REPORT-EL30A PAGE 0008-03

0008 HIGHLAND/INDIAN VILLAGE


TOTAL VOTES % ELECTION DAY ABSENTEE

HIGHLAND TOWNSHIP CLERK TFV

Vote for no more than 1				
WRITE-IN	5	100.00	4	1
Over Votes	0		0	0
Under Votes	126		97	29

SOIL & WATER CONSERVATION

Vote for no more than 3				
Mike Snider	181	32.09	149	32
Dean McKenna	192	34.04	153	39
Jody Kasal	191	33.87	157	34
WRITE-IN	0		0	0
Over Votes	0		0	0
Under Votes	840		693	147



Results for State

IOWA STATE EXTENSION COUNCIL

Vote for no more than 3				
Janelle Murty	226	40.43	187	39
Duane Petty	163	29.16	133	30
Sherrri J. Scarf	167	29.87	132	35
WRITE-IN	3	.54	2	1
Over Votes	0		0	0
Under Votes	845		698	147

SUPREME COURT JUDGE - CADY

Vote for no more than 1				
YES	191	66.55	156	35
NO.	96	33.45	84	12
Over Votes	1		1	0
Under Votes	180		143	37

SUPREME COURT JUDGE - HECHT

Vote for no more than 1				
YES	178	62.68	145	33
NO.	106	37.32	93	13
Over Votes	0		0	0
Under Votes	184		146	38

SUPREME COURT JUDGE - APPEL

Vote for no more than 1				
YES	185	64.69	152	33
NO.	101	35.31	88	13
Over Votes	0		0	0
Under Votes	182		144	38

COURT OF APPEALS - HUITINK

Vote for no more than 1				
YES	184	65.48	152	32
NO.	97	34.52	84	13
Over Votes	0		0	0
Under Votes	187		148	39

PREC REPORT-GROUP DETAIL TAMA COUNTY, IOWA

UNOFFICIAL RESULTS GENERAL ELECTION NOVEMBER 4, 2008

RUN DATE:03/11/09 09:17 AM REPORT-EL30A PAGE 0008-04

0008 HIGHLAND/INDIAN VILLAGE

TOTAL VOTES % ELECTION DAY ABSENTEE

COURT OF APPEALS - SACKETT


Vote for no more than 1				
YES	180	64.52	145	35
NO.	99	35.48	89	10
Over Votes	0		0	0
Under Votes	189		150	39

COURT OF APPEALS - EISENHAUER

Vote for no more than 1				
YES	183	65.59	149	34
NO.	96	34.41	84	12
Over Votes	0		0	0
Under Votes	189		151	38

DISTRICT COURT JUDGE - BAUMGARTNER

Vote for no more than 1				
YES	191	67.25	157	34
NO.	93	32.75	79	14
Over Votes	0		0	0



		Results for State		
Under Votes	184		148	36
DISTRICT COURT JUDGE - BERGAN				
Vote for no more than 1				
YES	183	66.30	150	33
NO.	93	33.70	81	12
Over Votes	0		0	0
Under Votes	192		153	39
DISTRICT COURT JUDGE - GRADY				
Vote for no more than 1				
YES	187	67.27	156	31
NO.	91	32.73	76	15
Over Votes	0		0	0
Under Votes	190		152	38
DISTRICT COURT JUDGE - HOOVER				
Vote for no more than 1				
YES	171	63.33	140	31
NO.	99	36.67	85	14
Over Votes	1		1	0
Under Votes	197		158	39
DISTRICT COURT JUDGE - KOEHLER				
Vote for no more than 1				
YES	185	67.77	153	32
NO.	88	32.23	74	14
Over Votes	0		0	0
Under Votes	195		157	38

PREC REPORT-GROUP DETAIL TAMA COUNTY, IOWA

UNOFFICIAL RESULTS GENERAL ELECTION NOVEMBER 4, 2008

RUN DATE:03/11/09 09:17 AM
REPORT-EL30A PAGE 0008-05

0008 HIGHLAND/INDIAN VILLAGE		TOTAL VOTES	%	ELECTION DAY	ABSENTEE
DISTRICT ASSOCIATE JUDGE - KEAST					
Vote for no more than 1					
YES	181	66.30	150	31	
NO.	92	33.70	77	15	
Over Votes	0		0	0	
Under Votes	195		157	38	
DISTRICT ASSOCIATE JUDGE - LIESVELD					
Vote for no more than 1					
YES	183	68.03	149	34	
NO.	86	31.97	75	11	
Over Votes	0		0	0	
Under Votes	199		160	39	
DISTRICT ASSOCIATE JUDGE - WILSON					
Vote for no more than 1					
YES	186	69.14	151	35	
NO.	83	30.86	72	11	
Over Votes	0		0	0	
Under Votes	199		161	38	
DISTRICT ASSOCIATE JUDGE - JONES					
Vote for no more than 1					
YES	184	68.15	151	33	
NO.	86	31.85	73	13	
Over Votes	0		0	0	
Under Votes	198		160	38	



Results for State

CONSTITUTIONAL AMENDMENT

Vote for no more than 1

YES	277	76.73	229	48
NO.	84	23.27	69	15
Over Votes	0		0	0
Under Votes	107		86	21

PREC REPORT-GROUP DETAIL
UNOFFICIAL RESULTS

TAMA COUNTY, IOWA

GENERAL ELECTION
NOVEMBER 4, 2008

RUN DATE:03/11/09 09:17 AM
REPORT-EL30A PAGE 0009-01

0009 INDIAN SETTLEMENT

	TOTAL VOTES	%	ELECTION DAY	ABSENTEE
REGISTERED VOTERS - TOTAL	592			
BALLOTS CAST - TOTAL.	361		314	47
VOTER TURNOUT - TOTAL		60.98		

STRAIGHT PARTY

Vote for no more than 1

Democratic Party (DEM)	173	93.51	150	23
Republican Party (REP)	8	4.32	6	2
Socialist Workers Party (SWP).	4	2.16	3	1
Over Votes	0		0	0
Under Votes	176		155	21

PRESIDENT AND VICE PRESIDENT

Vote for no more than 1

Barack Obama (DEM)	326	90.56	283	43
John McCain (REP).	30	8.33	26	4
Chuck Baldwin (CON)	1	.28	1	0
Cynthia McKinney (GRN)	1	.28	1	0
Bob Barr (LIB).	0		0	0
Gloria La Riva (PSL).	0		0	0
Ralph Nader (PAF).	2	.56	2	0
Brian Moore (SPU).	0		0	0
James Harris (SWP)	0		0	0
WRITE-IN.	0		0	0
Over Votes	1		1	0
Under Votes	0		0	0

UNITED STATES SENATOR

Vote for no more than 1

Tom Harkin (DEM)	327	92.90	290	37
Christopher Reed (REP)	24	6.82	18	6
WRITE-IN.	1	.28	0	1
Over Votes	0		0	0
Under Votes	9		6	3

UNITED STATES REPRESENTATIVE DIST 3

Vote for no more than 1

Leonard L. Boswell (DEM)	276	81.90	243	33
Kim Schmetz (REP).	49	14.54	42	7
Frank V. Forrestal (SWP)	12	3.56	9	3
WRITE-IN.	0		0	0
Over Votes	0		0	0
Under Votes	24		20	4

STATE SENATE DISTRICT 20

Vote for no more than 1

Randy L. Braden (DEM)	306	90.27	269	37
Tim L. Kapucian (REP)	33	9.73	27	6
WRITE-IN.	0		0	0
Over Votes	0		0	0
Under Votes	22		18	4



Results for State
TAMA COUNTY, IOWA

PREC REPORT-GROUP DETAIL
UNOFFICIAL RESULTS

GENERAL ELECTION
NOVEMBER 4, 2008

RUN DATE:03/11/09 09:17 AM
REPORT-EL30A PAGE 0009-02

0009 INDIAN SETTLEMENT

	TOTAL VOTES	%	ELECTION DAY	ABSENTEE
STATE REPRESENTATIVE DISTRICT 40				
Vote for no more than 1				
Chris Bearden (DEM)	278	80.12	242	36
Lance Horbach (REP)	69	19.88	62	7
WRITE-IN	0		0	0
Over Votes	0		0	0
Under Votes	14		10	4

COUNTY AUDITOR

Vote for no more than 1				
Laura Kopsa (DEM)	322	99.69	281	41
WRITE-IN	1	.31	1	0
Over Votes	0		0	0
Under Votes	38		32	6

COUNTY SHERIFF

Vote for no more than 1				
Dennis Kucera (REP)	142	93.42	128	14
WRITE-IN	10	6.58	8	2
Over Votes	0		0	0
Under Votes	209		178	31

COUNTY SUPERVISOR DISTRICT 3

Vote for no more than 1				
Dan Wilkens (DEM)	309	88.03	271	38
Cindy Richardson (REP)	42	11.97	36	6
WRITE-IN	0		0	0
Over Votes	0		0	0
Under Votes	10		7	3

TAMA TOWNSHIP TRUSTEE

Vote for no more than 2				
WRITE-IN	1	100.00	1	0
Over Votes	0		0	0
Under Votes	149		141	8

TOLEDO TOWNSHIP TRUSTEE

Vote for no more than 2				
Leonard Husak	63	66.32	61	2
Richard E. Kvidera	31	32.63	28	3
WRITE-IN	1	1.05	1	0
Over Votes	0		0	0
Under Votes	173		146	27

INDIAN VILLAGE TRUSTEE

Vote for no more than 2				
Harold Antle	36	32.73	28	8
Brian Hemy	74	67.27	62	12
WRITE-IN	0		0	0
Over Votes	0		0	0
Under Votes	194		160	34

PREC REPORT-GROUP DETAIL
UNOFFICIAL RESULTS

TAMA COUNTY, IOWA

GENERAL ELECTION
NOVEMBER 4, 2008

RUN DATE:03/11/09 09:17 AM
REPORT-EL30A PAGE 0009-03



Results for State

0009 INDIAN SETTLEMENT

TOTAL VOTES % ELECTION DAY ABSENTEE

INDIAN VILLAGE TOWNSHIP CLERK TFW

Vote for no more than 1

Dean Fisher	75	98.68	64	11
WRITE-IN	1	1.32	1	0
Over Votes	0		0	0
Under Votes	76		60	16

SOIL & WATER CONSERVATION

Vote for no more than 3

Mike Snider	92	30.46	81	11
Dean McKenna	102	33.77	87	15
Jody Kasal	107	35.43	89	18
WRITE-IN	1	.33	1	0
Over Votes	0		0	0
Under Votes	781		684	97

IOWA STATE EXTENSION COUNCIL

Vote for no more than 3

Janelle Murty	141	47.64	125	16
Duane Petty	78	26.35	66	12
Sherrri J. Scarf	76	25.68	59	17
WRITE-IN	1	.34	1	0
Over Votes	0		0	0
Under Votes	787		691	96

SUPREME COURT JUDGE - CADY

Vote for no more than 1

YES	132	67.35	120	12
NO	64	32.65	54	10
Over Votes	0		0	0
Under Votes	165		140	25

SUPREME COURT JUDGE - HECHT

Vote for no more than 1

YES	116	60.73	105	11
NO	75	39.27	64	11
Over Votes	0		0	0
Under Votes	170		145	25

SUPREME COURT JUDGE - APPEL

Vote for no more than 1

YES	128	66.67	118	10
NO	64	33.33	52	12
Over Votes	0		0	0
Under Votes	169		144	25

COURT OF APPEALS - HUITINK

Vote for no more than 1

YES	120	61.86	110	10
NO	74	38.14	63	11
Over Votes	0		0	0
Under Votes	167		141	26

PREC REPORT-GROUP DETAIL

TAMA COUNTY, IOWA

UNOFFICIAL RESULTS


GENERAL ELECTION
NOVEMBER 4, 2008

RUN DATE:03/11/09 09:17 AM
REPORT-EL30A PAGE 0009-04

0009 INDIAN SETTLEMENT

TOTAL VOTES % ELECTION DAY ABSENTEE

COURT OF APPEALS - SACKETT



Results for State

Vote for no more than 1				
YES	131	68.59	121	10
NO.	60	31.41	49	11
Over Votes	0		0	0
Under Votes	170		144	26

COURT OF APPEALS - EISENHAUER

Vote for no more than 1				
YES	133	68.56	123	10
NO.	61	31.44	49	12
Over Votes	0		0	0
Under Votes	167		142	25

DISTRICT COURT JUDGE - BAUMGARTNER

Vote for no more than 1				
YES	141	70.50	132	9
NO.	59	29.50	47	12
Over Votes	0		0	0
Under Votes	161		135	26

DISTRICT COURT JUDGE - BERGAN

Vote for no more than 1				
YES	139	69.85	127	12
NO.	60	30.15	49	11
Over Votes	0		0	0
Under Votes	162		138	24

DISTRICT COURT JUDGE - GRADY

Vote for no more than 1				
YES	128	64.00	120	8
NO.	72	36.00	58	14
Over Votes	0		0	0
Under Votes	161		136	25

DISTRICT COURT JUDGE - HOOVER

Vote for no more than 1				
YES	125	65.45	116	9
NO.	66	34.55	53	13
Over Votes	0		0	0
Under Votes	170		145	25

DISTRICT COURT JUDGE - KOEHLER

Vote for no more than 1				
YES	132	67.69	121	11
NO.	63	32.31	51	12
Over Votes	0		0	0
Under Votes	166		142	24

PREC REPORT-GROUP DETAIL TAMA COUNTY, IOWA

UNOFFICIAL RESULTS GENERAL ELECTION NOVEMBER 4, 2008

RUN DATE:03/11/09 09:17 AM REPORT-EL30A PAGE 0009-05

0009 INDIAN SETTLEMENT	TOTAL VOTES	%	ELECTION DAY	ABSENTEE
------------------------	-------------	---	--------------	----------

DISTRICT ASSOCIATE JUDGE - KEAST

Vote for no more than 1				
YES	120	62.18	113	7
NO.	73	37.82	58	15
Over Votes	0		0	0
Under Votes	168		143	25

DISTRICT ASSOCIATE JUDGE - LIESVELD

Vote for no more than 1



	Results for State			
YES	136	70.47	127	9
NO.	57	29.53	45	12
Over Votes	0		0	0
Under Votes	168		142	26

DISTRICT ASSOCIATE JUDGE - WILSON

Vote for no more than 1				
YES	131	67.88	123	8
NO.	62	32.12	49	13
Over Votes	0		0	0
Under Votes	168		142	26

DISTRICT ASSOCIATE JUDGE - JONES

Vote for no more than 1				
YES	128	67.37	119	9
NO.	62	32.63	50	12
Over Votes	0		0	0
Under Votes	171		145	26

CONSTITUTIONAL AMENDMENT

Vote for no more than 1				
YES	198	81.48	170	28
NO.	45	18.52	41	4
Over Votes	0		0	0
Under Votes	118		103	15

PREC REPORT-GROUP DETAIL TAMA COUNTY, IOWA
UNOFFICIAL RESULTS

GENERAL ELECTION
NOVEMBER 4, 2008

RUN DATE:03/11/09 09:17 AM
REPORT-EL30A PAGE 0010-01

0010 TAMA/OTTER CREEK/TOLDEDO

	TOTAL VOTES	%	ELECTION DAY	ABSENTEE
REGISTERED VOTERS - TOTAL	2,093			
BALLOTS CAST - TOTAL.	1,360		960	400
VOTER TURNOUT - TOTAL		64.98		

STRAIGHT PARTY

Vote for no more than 1				
Democratic Party (DEM)	260	73.03	153	107
Republican Party (REP)	89	25.00	63	26
Socialist Workers Party (SWP).	7	1.97	7	0
Over Votes	2		2	0
Under Votes	1,002		735	267

PRESIDENT AND VICE PRESIDENT

Vote for no more than 1				
Barack Obama (DEM)	869	64.42	593	276
John McCain (REP).	460	34.10	346	114
Chuck Baldwin (CON)	0		0	0
Cynthia McKinney (GRN)	1	.07	1	0
Bob Barr (LIB).	3	.22	1	2
Gloria La Riva (PSL).	0		0	0
Ralph Nader (PAF).	7	.52	5	2
Brian Moore (SPU).	0		0	0
James Harris (SWP)	0		0	0
WRITE-IN.	9	.67	7	2
Over Votes	2		2	0
Under Votes	9		5	4

UNITED STATES SENATOR

Vote for no more than 1				
Tom Harkin (DEM)	907	68.56	632	275
Christopher Reed (REP)	416	31.44	307	109
WRITE-IN.	0		0	0
Over Votes	2		2	0



Under Votes 35 19 16

Results for State

UNITED STATES REPRESENTATIVE DIST 3

Vote for no more than 1
 Leonard L. Boswell (DEM) 837 64.09 571 266
 Kim Schmett (REP) 452 34.61 345 107
 Frank V. Forrestal (SWP) 17 1.30 10 7
 WRITE-IN. 0 0 0
 Over Votes 0 0 0
 Under Votes 54 34 20

STATE SENATE DISTRICT 20

Vote for no more than 1
 Randy L. Braden (DEM) 865 66.69 581 284
 Tim L. Kapucian (REP) 432 33.31 339 93
 WRITE-IN. 0 0 0
 Over Votes 1 1 0
 Under Votes 62 39 23

PREC REPORT-GROUP DETAIL TAMA COUNTY, IOWA
 UNOFFICIAL RESULTS

GENERAL ELECTION
 NOVEMBER 4, 2008

RUN DATE:03/11/09 09:17 AM
 REPORT-EL30A PAGE 0010-02

0010 TAMA/OTTER CREEK/TOLDEDO

TOTAL VOTES % ELECTION DAY ABSENTEE

STATE REPRESENTATIVE DISTRICT 40

Vote for no more than 1
 Chris Bearden (DEM) 749 56.27 515 234
 Lance Horbach (REP) 580 43.58 431 149
 WRITE-IN. 2 .15 1 1
 Over Votes 0 0 0
 Under Votes 29 13 16

COUNTY AUDITOR

Vote for no more than 1
 Laura Kopsa (DEM) 1,153 99.05 813 340
 WRITE-IN. 11 .95 6 5
 Over Votes 0 0 0
 Under Votes 196 141 55

COUNTY SHERIFF

Vote for no more than 1
 Dennis Kucera (REP) 978 95.69 717 261
 WRITE-IN. 44 4.31 35 9
 Over Votes 0 0 0
 Under Votes 338 208 130

COUNTY SUPERVISOR DISTRICT 3


Vote for no more than 1
 Dan Wilkens (DEM) 1,006 75.53 714 292
 Cindy Richardson (REP) 320 24.02 230 90
 WRITE-IN. 6 .45 3 3
 Over Votes 0 0 0
 Under Votes 28 13 15

TAMA TOWNSHIP TRUSTEE

Vote for no more than 2
 WRITE-IN. 0 0 0
 Over Votes 0 0 0
 Under Votes 56 38 18

OTTER CREEK TOWNSHIP TRUSTEE

Vote for no more than 2



Results for State

Dan Doyle	104	50.24	84	20
Don Paustian	97	46.86	80	17
WRITE-IN.	6	2.90	6	0
Over Votes	0		0	0
Under Votes	117		92	25

TOLEDO TOWNSHIP TRUSTEE

Vote for no more than 2

Leonard Husak	21	53.85	20	1
Richard E. Kvidera	16	41.03	16	0
WRITE-IN.	2	5.13	2	0
Over Votes	0		0	0
Under Votes	17		16	1

PREC REPORT-GROUP DETAIL

TAMA COUNTY, IOWA

UNOFFICIAL RESULTS

GENERAL ELECTION

NOVEMBER 4, 2008

RUN DATE:03/11/09 09:17 AM

REPORT-EL30A PAGE 0010-03

0010 TAMA/OTTER CREEK/TOLDEDO

	TOTAL VOTES	%	ELECTION DAY	ABSENTEE
--	-------------	---	--------------	----------

SOIL & WATER CONSERVATION

Vote for no more than 3

Mike Snider.	614	33.15	424	190
Dean McKenna	580	31.32	410	170
Jody Kasal	640	34.56	440	200
WRITE-IN.	18	.97	16	2
Over Votes	3		0	3
Under Votes	2,225		1,590	635

IOWA STATE EXTENSION COUNCIL

Vote for no more than 3

Janelle Murty	725	39.47	524	201
Duane Petty.	579	31.52	404	175
Sherri J. Scarf	517	28.14	345	172
WRITE-IN.	16	.87	14	2
Over Votes	0		0	0
Under Votes	2,243		1,593	650

SUPREME COURT JUDGE - CADY

Vote for no more than 1

YES	637	73.47	446	191
NO.	230	26.53	179	51
Over Votes	4		4	0
Under Votes	489		331	158

SUPREME COURT JUDGE - HECHT

Vote for no more than 1

YES	590	69.82	414	176
NO.	255	30.18	198	57
Over Votes	0		0	0
Under Votes	515		348	167

SUPREME COURT JUDGE - APPEL


Vote for no more than 1

YES	610	71.68	425	185
NO.	241	28.32	187	54
Over Votes	0		0	0
Under Votes	509		348	161

COURT OF APPEALS - HUITINK

Vote for no more than 1

YES	614	71.65	427	187
NO.	243	28.35	190	53
Over Votes	2		2	0



Under Votes Results for State
 501 341 160

COURT OF APPEALS - SACKETT

Vote for no more than 1
 YES 623 72.53 436 187
 NO. 236 27.47 180 56
 Over Votes 0 0 0
 Under Votes 501 344 157

PREC REPORT-GROUP DETAIL
 UNOFFICIAL RESULTS

TAMA COUNTY, IOWA
 GENERAL ELECTION
 NOVEMBER 4, 2008

RUN DATE:03/11/09 09:17 AM
 REPORT-EL30A PAGE 0010-04

0010 TAMA/OTTER CREEK/TOLDEDO

TOTAL VOTES % ELECTION DAY ABSENTEE

COURT OF APPEALS - EISENHAUER

Vote for no more than 1
 YES 620 73.29 434 186
 NO. 226 26.71 175 51
 Over Votes 1 1 0
 Under Votes 513 350 163

DISTRICT COURT JUDGE - BAUMGARTNER

Vote for no more than 1
 YES 657 75.09 459 198
 NO. 218 24.91 173 45
 Over Votes 3 2 1
 Under Votes 482 326 156

DISTRICT COURT JUDGE - BERGAN

Vote for no more than 1
 YES 645 74.31 447 198
 NO. 223 25.69 178 45
 Over Votes 0 0 0
 Under Votes 492 335 157

DISTRICT COURT JUDGE - GRADY

Vote for no more than 1
 YES 647 74.54 455 192
 NO. 221 25.46 171 50
 Over Votes 1 1 0
 Under Votes 491 333 158

DISTRICT COURT JUDGE - HOOVER

Vote for no more than 1
 YES 598 69.78 412 186
 NO. 259 30.22 204 55
 Over Votes 2 2 0
 Under Votes 501 342 159

DISTRICT COURT JUDGE - KOEHLER

Vote for no more than 1
 YES 624 73.50 443 181
 NO. 225 26.50 170 55
 Over Votes 0 0 0
 Under Votes 511 347 164

DISTRICT ASSOCIATE JUDGE - KEAST

Vote for no more than 1
 YES 613 72.20 428 185
 NO. 236 27.80 182 54
 Over Votes 1 0 1
 Under Votes 510 350 160



Results for State
TAMA COUNTY, IOWA

PREC REPORT-GROUP DETAIL
UNOFFICIAL RESULTS

GENERAL ELECTION
NOVEMBER 4, 2008

RUN DATE:03/11/09 09:17 AM
REPORT-EL30A PAGE 0010-05

0010 TAMA/OTTER CREEK/TOLDEDO

	TOTAL VOTES	%	ELECTION DAY	ABSENTEE
DISTRICT ASSOCIATE JUDGE - LIESVELD				
Vote for no more than 1				
YES	623	73.21	432	191
NO.	228	26.79	179	49
Over Votes	0		0	0
Under Votes	509		349	160

DISTRICT ASSOCIATE JUDGE - WILSON

Vote for no more than 1				
YES	631	74.32	440	191
NO.	218	25.68	169	49
Over Votes	1		1	0
Under Votes	510		350	160

DISTRICT ASSOCIATE JUDGE - JONES

Vote for no more than 1				
YES	634	75.03	438	196
NO.	211	24.97	168	43
Over Votes	0		0	0
Under Votes	515		354	161

CONSTITUTIONAL AMENDMENT

Vote for no more than 1				
YES	838	78.24	598	240
NO.	233	21.76	167	66
Over Votes	1		1	0
Under Votes	288		194	94

PREC REPORT-GROUP DETAIL
UNOFFICIAL RESULTS

TAMA COUNTY, IOWA

GENERAL ELECTION
NOVEMBER 4, 2008

RUN DATE:03/11/09 09:17 AM
REPORT-EL30A PAGE 0011-01

0011 LINCOLN

	TOTAL VOTES	%	ELECTION DAY	ABSENTEE
REGISTERED VOTERS - TOTAL	292			
BALLOTS CAST - TOTAL.	199		174	25
VOTER TURNOUT - TOTAL		68.15		

STRAIGHT PARTY

Vote for no more than 1				
Democratic Party (DEM)	18	35.29	11	7
Republican Party (REP)	33	64.71	29	4
Socialist Workers Party (SWP).	0		0	0
Over Votes	0		0	0
Under Votes	148		134	14

PRESIDENT AND VICE PRESIDENT

Vote for no more than 1				
Barack Obama (DEM)	87	43.94	72	15
John McCain (REP).	110	55.56	100	10
Chuck Baldwin (CON)	0		0	0
Cynthia McKinney (GRN)	0		0	0
Bob Barr (LIB).	0		0	0
Gloria La Riva (PSL).	0		0	0
Ralph Nader (PAF).	0		0	0
Brian Moore (SPU).	0		0	0



Results for State

James Harris (SWP)	0		0	0
WRITE-IN.	1	.51	1	0
Over Votes	0		0	0
Under Votes	1		1	0

UNITED STATES SENATOR

Vote for no more than 1

Tom Harkin (DEM)	94	47.72	78	16
Christopher Reed (REP)	103	52.28	94	9
WRITE-IN.	0		0	0
Over Votes	0		0	0
Under Votes	2		2	0

UNITED STATES REPRESENTATIVE DIST 3

Vote for no more than 1

Leonard L. Boswell (DEM)	84	43.30	70	14
Kim Schmett (REP)	108	55.67	97	11
Frank V. Forrestal (SWP)	2	1.03	2	0
WRITE-IN.	0		0	0
Over Votes	0		0	0
Under Votes	5		5	0

STATE SENATE DISTRICT 20

Vote for no more than 1

Randy L. Braden (DEM)	72	36.92	58	14
Tim L. Kapucian (REP)	123	63.08	112	11
WRITE-IN.	0		0	0
Over Votes	0		0	0
Under Votes	4		4	0

PREC REPORT-GROUP DETAIL
UNOFFICIAL RESULTS

TAMA COUNTY, IOWA

GENERAL ELECTION
NOVEMBER 4, 2008

RUN DATE:03/11/09 09:17 AM
REPORT-EL30A PAGE 0011-02

0011 LINCOLN

TOTAL VOTES	%	ELECTION DAY	ABSENTEE
-------------	---	--------------	----------

STATE REPRESENTATIVE DISTRICT 40

Vote for no more than 1

Chris Bearden (DEM)	51	26.56	39	12
Lance Horbach (REP)	141	73.44	128	13
WRITE-IN.	0		0	0
Over Votes	0		0	0
Under Votes	7		7	0

COUNTY AUDITOR

Vote for no more than 1

Laura Kopsa (DEM)	133	97.08	114	19
WRITE-IN.	4	2.92	3	1
Over Votes	0		0	0
Under Votes	62		57	5

COUNTY SHERIFF

Vote for no more than 1

Dennis Kucera (REP)	171	98.84	153	18
WRITE-IN.	2	1.16	1	1
Over Votes	0		0	0
Under Votes	26		20	6

COUNTY SUPERVISOR DISTRICT 2

Vote for no more than 1

Kendall Jordan (DEM)	54	28.13	43	11
Keith Sash (REP)	138	71.88	124	14
WRITE-IN.	0		0	0
Over Votes	0		0	0



Under Votes Results for State 7 0

LINCOLN TOWNSHIP TRUSTEE

Vote for no more than 2
 Donald Linnenbrink 91 49.19 79 12
 Georgette Edel. 94 50.81 86 8
 WRITE-IN. 0 0 0 0
 Over Votes 0 0 0 0
 Under Votes 75 63 12

SOIL & WATER CONSERVATION

Vote for no more than 3
 Mike Snider. 113 35.20 98 15
 Dean McKenna 104 32.40 94 10
 Jody Kasal 103 32.09 92 11
 WRITE-IN. 1 .31 1 0
 Over Votes 0 0 0 0
 Under Votes 276 237 39

PREC REPORT-GROUP DETAIL TAMA COUNTY, IOWA
 UNOFFICIAL RESULTS

GENERAL ELECTION
 NOVEMBER 4, 2008

RUN DATE:03/11/09 09:17 AM
 REPORT-EL30A PAGE 0011-03

0011 LINCOLN

TOTAL VOTES % ELECTION DAY ABSENTEE

IOWA STATE EXTENSION COUNCIL

Vote for no more than 3
 Janelle Murty 114 33.43 101 13
 Duane Petty. 129 37.83 115 14
 Sherri J. Scarf 98 28.74 88 10
 WRITE-IN. 0 0 0 0
 Over Votes 0 0 0 0
 Under Votes 256 218 38

SUPREME COURT JUDGE - CADY

Vote for no more than 1
 YES 101 68.24 87 14
 NO. 47 31.76 42 5
 Over Votes 0 0 0 0
 Under Votes 51 45 6

SUPREME COURT JUDGE - HECHT

Vote for no more than 1
 YES 89 60.96 75 14
 NO. 57 39.04 52 5
 Over Votes 0 0 0 0
 Under Votes 53 47 6


SUPREME COURT JUDGE - APPEL

Vote for no more than 1
 YES 98 67.59 83 15
 NO. 47 32.41 43 4
 Over Votes 0 0 0 0
 Under Votes 54 48 6

COURT OF APPEALS - HUITINK

Vote for no more than 1
 YES 98 67.59 84 14
 NO. 47 32.41 42 5
 Over Votes 0 0 0 0
 Under Votes 54 48 6

COURT OF APPEALS - SACKETT



Results for State

Vote for no more than 1				
YES	95	65.07	81	14
NO.	51	34.93	46	5
Over Votes	0		0	0
Under Votes	53		47	6

COURT OF APPEALS - EISENHAUER

Vote for no more than 1				
YES	93	65.03	79	14
NO.	50	34.97	45	5
Over Votes	0		0	0
Under Votes	56		50	6

PREC REPORT-GROUP DETAIL
UNOFFICIAL RESULTS

TAMA COUNTY, IOWA

GENERAL ELECTION
NOVEMBER 4, 2008

RUN DATE:03/11/09 09:17 AM
REPORT-EL30A PAGE 0011-04

0011 LINCOLN

TOTAL VOTES	%	ELECTION DAY	ABSENTEE
-------------	---	--------------	----------

DISTRICT COURT JUDGE - BAUMGARTNER

Vote for no more than 1				
YES	97	67.36	82	15
NO.	47	32.64	43	4
Over Votes	0		0	0
Under Votes	55		49	6

DISTRICT COURT JUDGE - BERGAN

Vote for no more than 1				
YES	92	64.79	78	14
NO.	50	35.21	45	5
Over Votes	2		2	0
Under Votes	55		49	6

DISTRICT COURT JUDGE - GRADY

Vote for no more than 1				
YES	89	62.68	75	14
NO.	53	37.32	48	5
Over Votes	0		0	0
Under Votes	57		51	6

DISTRICT COURT JUDGE - HOOVER

Vote for no more than 1				
YES	87	61.70	73	14
NO.	54	38.30	49	5
Over Votes	0		0	0
Under Votes	58		52	6

DISTRICT COURT JUDGE - KOEHLER


Vote for no more than 1				
YES	92	66.19	78	14
NO.	47	33.81	42	5
Over Votes	0		0	0
Under Votes	60		54	6

DISTRICT ASSOCIATE JUDGE - KEAST

Vote for no more than 1				
YES	91	64.54	77	14
NO.	50	35.46	45	5
Over Votes	0		0	0
Under Votes	58		52	6

DISTRICT ASSOCIATE JUDGE - LIESVELD

Vote for no more than 1



Results for State

YES	93	65.96	79	14
NO.	48	34.04	43	5
Over Votes	0		0	0
Under Votes	58		52	6

PREC REPORT-GROUP DETAIL TAMA COUNTY, IOWA
UNOFFICIAL RESULTS

GENERAL ELECTION
NOVEMBER 4, 2008

RUN DATE:03/11/09 09:17 AM
REPORT-EL30A PAGE 0011-05

0011 LINCOLN

TOTAL VOTES % ELECTION DAY ABSENTEE

DISTRICT ASSOCIATE JUDGE - WILSON

Vote for no more than 1				
YES	95	66.90	82	13
NO.	47	33.10	42	5
Over Votes	0		0	0
Under Votes	57		50	7

DISTRICT ASSOCIATE JUDGE - JONES

Vote for no more than 1				
YES	90	63.38	75	15
NO.	52	36.62	48	4
Over Votes	0		0	0
Under Votes	57		51	6

CONSTITUTIONAL AMENDMENT

Vote for no more than 1				
YES	137	80.59	116	21
NO.	33	19.41	32	1
Over Votes	0		0	0
Under Votes	29		26	3

PREC REPORT-GROUP DETAIL TAMA COUNTY, IOWA
UNOFFICIAL RESULTS

GENERAL ELECTION
NOVEMBER 4, 2008

RUN DATE:03/11/09 09:17 AM
REPORT-EL30A PAGE 0012-01

0012 RICHLAND/SALT CREEK

TOTAL VOTES % ELECTION DAY ABSENTEE

REGISTERED VOTERS - TOTAL	471			
BALLOTS CAST - TOTAL.	317		260	57
VOTER TURNOUT - TOTAL		67.30		

STRAIGHT PARTY

Vote for no more than 1				
Democratic Party (DEM)	34	53.13	31	3
Republican Party (REP)	27	42.19	15	12
Socialist Workers Party (SWP).	3	4.69	3	0
Over Votes	0		0	0
Under Votes	253		211	42

PRESIDENT AND VICE PRESIDENT

Vote for no more than 1				
Barack Obama (DEM)	172	54.95	143	29
John McCain (REP).	137	43.77	110	27
Chuck Baldwin (CON)	1	.32	1	0
Cynthia McKinney (GRN)	0		0	0
Bob Barr (LIB).	2	.64	2	0
Gloria La Riva (PSL).	0		0	0
Ralph Nader (PAF).	1	.32	0	1
Brian Moore (SPU).	0		0	0
James Harris (SWP)	0		0	0
WRITE-IN.	0		0	0
Over Votes	2		2	0
Under Votes	2		2	0



Results for State

UNITED STATES SENATOR

Vote for no more than 1				
Tom Harkin (DEM)	203	65.06	170	33
Christopher Reed (REP)	108	34.62	86	22
WRITE-IN.	1	.32	1	0
Over Votes	0		0	0
Under Votes	5		3	2

UNITED STATES REPRESENTATIVE DIST 3

Vote for no more than 1				
Leonard L. Boswell (DEM)	179	59.27	153	26
Kim Schmett (REP)	116	38.41	89	27
Frank V. Forrestal (SWP)	6	1.99	5	1
WRITE-IN.	1	.33	1	0
Over Votes	0		0	0
Under Votes	15		12	3

STATE SENATE DISTRICT 38

Vote for no more than 1				
Thomas J. Rielly (DEM)	178	59.33	149	29
Michael C. Hadley (REP)	121	40.33	96	25
WRITE-IN.	1	.33	1	0
Over Votes	0		0	0
Under Votes	17		14	3

PREC REPORT-GROUP DETAIL

TAMA COUNTY, IOWA

UNOFFICIAL RESULTS

GENERAL ELECTION
NOVEMBER 4, 2008

RUN DATE:03/11/09 09:17 AM
REPORT-EL30A PAGE 0012-02

0012 RICHLAND/SALT CREEK

TOTAL VOTES % ELECTION DAY ABSENTEE

STATE REPRESENTATIVE DISTRICT 76

Vote for no more than 1				
Jim Van Scoyoc (DEM)	141	47.96	120	21
Betty Deboef (REP)	152	51.70	118	34
WRITE-IN.	1	.34	1	0
Over Votes	0		0	0
Under Votes	23		21	2

COUNTY AUDITOR

Vote for no more than 1				
Laura Kopsa (DEM)	244	97.99	205	39
WRITE-IN.	5	2.01	3	2
Over Votes	0		0	0
Under Votes	68		52	16


COUNTY SHERIFF

Vote for no more than 1				
Dennis Kucera (REP)	241	95.63	194	47
WRITE-IN.	11	4.37	8	3
Over Votes	0		0	0
Under Votes	65		58	7

COUNTY SUPERVISOR DISTRICT 3

Vote for no more than 1				
Dan Wilkens (DEM)	228	73.08	199	29
Cindy Richardson (REP)	82	26.28	58	24
WRITE-IN.	2	.64	0	2
Over Votes	0		0	0
Under Votes	5		3	2

SALT CREEK TOWNSHIP TRUSTEE



Results for State

Vote for no more than 2				
WRITE-IN.	22	100.00	20	2
Over Votes	0		0	0
Under Votes	266		194	72

RICHLAND TOWNSHIP TRUSTEE

Vote for no more than 2				
Ernest Kucera	79	92.94	70	9
WRITE-IN.	6	7.06	4	2
Over Votes	0		0	0
Under Votes	109		94	15

SOIL & WATER CONSERVATION

Vote for no more than 3				
Mike Snider.	136	28.57	105	31
Dean McKenna	130	27.31	101	29
Jody Kasal	203	42.65	160	43
WRITE-IN.	7	1.47	5	2
Over Votes	0		0	0
Under Votes	475		409	66

PREC REPORT-GROUP DETAIL
UNOFFICIAL RESULTS

TAMA COUNTY, IOWA

GENERAL ELECTION
NOVEMBER 4, 2008

RUN DATE:03/11/09 09:17 AM
REPORT-EL30A PAGE 0012-03

0012 RICHLAND/SALT CREEK

TOTAL VOTES	%	ELECTION DAY	ABSENTEE
-------------	---	--------------	----------

IOWA STATE EXTENSION COUNCIL

Vote for no more than 3				
Janelle Murty	182	40.53	143	39
Duane Petty.	132	29.40	103	29
Sherri J. Scarf	123	27.39	96	27
WRITE-IN.	12	2.67	8	4
Over Votes	0		0	0
Under Votes	502		430	72

SUPREME COURT JUDGE - CADY

Vote for no more than 1				
YES	137	64.02	110	27
NO.	77	35.98	60	17
Over Votes	0		0	0
Under Votes	103		90	13

SUPREME COURT JUDGE - HECHT


Vote for no more than 1				
YES	120	59.41	94	26
NO.	82	40.59	65	17
Over Votes	0		0	0
Under Votes	115		101	14

SUPREME COURT JUDGE - APPEL

Vote for no more than 1				
YES	127	61.06	102	25
NO.	81	38.94	62	19
Over Votes	0		0	0
Under Votes	109		96	13

COURT OF APPEALS - HUITINK

Vote for no more than 1				
YES	129	61.43	105	24
NO.	81	38.57	62	19
Over Votes	0		0	0
Under Votes	107		93	14



Results for State

COURT OF APPEALS - SACKETT

Vote for no more than 1

YES	136	64.76	110	26
NO.	74	35.24	56	18
Over Votes	0		0	0
Under Votes	107		94	13

COURT OF APPEALS - EISENHAUER

Vote for no more than 1

YES	134	64.42	109	25
NO.	74	35.58	56	18
Over Votes	0		0	0
Under Votes	109		95	14

PREC REPORT-GROUP DETAIL
UNOFFICIAL RESULTS

TAMA COUNTY, IOWA

GENERAL ELECTION
NOVEMBER 4, 2008

RUN DATE:03/11/09 09:17 AM
REPORT-EL30A PAGE 0012-04

0012 RICHLAND/SALT CREEK

TOTAL VOTES % ELECTION DAY ABSENTEE

DISTRICT COURT JUDGE - BAUMGARTNER

Vote for no more than 1

YES	134	63.81	109	25
NO.	76	36.19	57	19
Over Votes	2		2	0
Under Votes	105		92	13

DISTRICT COURT JUDGE - BERGAN

Vote for no more than 1

YES	130	62.50	107	23
NO.	78	37.50	57	21
Over Votes	0		0	0
Under Votes	109		96	13

DISTRICT COURT JUDGE - GRADY

Vote for no more than 1

YES	135	65.22	109	26
NO.	72	34.78	55	17
Over Votes	0		0	0
Under Votes	110		96	14

DISTRICT COURT JUDGE - HOOVER

Vote for no more than 1

YES	128	62.14	103	25
NO.	78	37.86	59	19
Over Votes	0		0	0
Under Votes	111		98	13

DISTRICT COURT JUDGE - KOEHLER


Vote for no more than 1

YES	133	64.88	108	25
NO.	72	35.12	54	18
Over Votes	0		0	0
Under Votes	112		98	14

DISTRICT ASSOCIATE JUDGE - KEAST

Vote for no more than 1

YES	127	63.50	102	25
NO.	73	36.50	56	17
Over Votes	0		0	0
Under Votes	117		102	15



Results for State

DISTRICT ASSOCIATE JUDGE - LIESVELD

Vote for no more than 1				
YES	122	61.93	96	26
NO.	75	38.07	60	15
Over Votes	1		1	0
Under Votes	119		103	16

PREC REPORT-GROUP DETAIL

TAMA COUNTY, IOWA

UNOFFICIAL RESULTS

GENERAL ELECTION
NOVEMBER 4, 2008

RUN DATE:03/11/09 09:17 AM
REPORT-EL30A PAGE 0012-05

0012 RICHLAND/SALT CREEK

TOTAL VOTES % ELECTION DAY ABSENTEE

DISTRICT ASSOCIATE JUDGE - WILSON

Vote for no more than 1				
YES	125	62.19	100	25
NO.	76	37.81	58	18
Over Votes	0		0	0
Under Votes	116		102	14

DISTRICT ASSOCIATE JUDGE - JONES

Vote for no more than 1				
YES	132	65.67	104	28
NO.	69	34.33	55	14
Over Votes	0		0	0
Under Votes	116		101	15

CONSTITUTIONAL AMENDMENT

Vote for no more than 1				
YES	177	71.08	138	39
NO.	72	28.92	61	11
Over Votes	0		0	0
Under Votes	68		61	7

PREC REPORT-GROUP DETAIL

TAMA COUNTY, IOWA

UNOFFICIAL RESULTS

GENERAL ELECTION
NOVEMBER 4, 2008

RUN DATE:03/11/09 09:17 AM
REPORT-EL30A PAGE 0013-01

0013 TOLEDO 1/TOLEDO/HOWARD

TOTAL VOTES % ELECTION DAY ABSENTEE

REGISTERED VOTERS - TOTAL	1,034			
BALLOTS CAST - TOTAL	735		499	236
VOTER TURNOUT - TOTAL		71.08		

STRAIGHT PARTY

Vote for no more than 1				
Democratic Party (DEM)	92	59.74	41	51
Republican Party (REP)	60	38.96	41	19
Socialist Workers Party (SWP)	2	1.30	2	0
Over Votes	1		0	1
Under Votes	580		415	165

PRESIDENT AND VICE PRESIDENT

Vote for no more than 1				
Barack Obama (DEM)	431	59.12	263	168
John McCain (REP)	284	38.96	225	59
Chuck Baldwin (CON)	1	.14	0	1
Cynthia McKinney (GRN)	2	.27	2	0
Bob Barr (LIB)	2	.27	0	2
Gloria La Riva (PSL)	0		0	0
Ralph Nader (PAF)	2	.27	2	0
Brian Moore (SPU)	0		0	0
James Harris (SWP)	1	.14	0	1
WRITE-IN	6	.82	4	2



	Results for State			
Over Votes	3		1	2
Under Votes	3		2	1

UNITED STATES SENATOR

Vote for no more than 1				
Tom Harkin (DEM)	495	68.28	320	175
Christopher Reed (REP)	229	31.59	171	58
WRITE-IN.	1	.14	0	1
Over Votes	0		0	0
Under Votes	10		8	2

UNITED STATES REPRESENTATIVE DIST 3

Vote for no more than 1				
Leonard L. Boswell (DEM)	445	63.39	280	165
Kim Schmett (REP)	242	34.47	182	60
Frank V. Forrestal (SWP)	15	2.14	11	4
WRITE-IN.	0		0	0
Over Votes	1		1	0
Under Votes	32		25	7

STATE SENATE DISTRICT 20

Vote for no more than 1				
Randy L. Braden (DEM)	411	59.14	248	163
Tim L. Kapucian (REP)	281	40.43	222	59
WRITE-IN.	3	.43	1	2
Over Votes	0		0	0
Under Votes	40		28	12

PREC REPORT-GROUP DETAIL TAMA COUNTY, IOWA

UNOFFICIAL RESULTS GENERAL ELECTION
NOVEMBER 4, 2008

RUN DATE:03/11/09 09:17 AM
REPORT-EL30A PAGE 0013-02

0013 TOLEDO 1/TOLEDO/HOWARD

TOTAL VOTES	%	ELECTION DAY	ABSENTEE
-------------	---	--------------	----------

STATE REPRESENTATIVE DISTRICT 40

Vote for no more than 1				
Chris Bearden (DEM)	366	51.05	228	138
Lance Horbach (REP)	350	48.81	261	89
WRITE-IN.	1	.14	0	1
Over Votes	0		0	0
Under Votes	18		10	8

COUNTY AUDITOR

Vote for no more than 1				
Laura Kopsa (DEM)	608	98.70	407	201
WRITE-IN.	8	1.30	6	2
Over Votes	0		0	0
Under Votes	119		86	33

COUNTY SHERIFF

Vote for no more than 1				
Dennis Kucera (REP)	560	96.39	403	157
WRITE-IN.	21	3.61	13	8
Over Votes	0		0	0
Under Votes	154		83	71

COUNTY SUPERVISOR DISTRICT 2

Vote for no more than 1				
Kendall Jordan (DEM)	506	71.88	327	179
Keith Sash (REP)	196	27.84	148	48
WRITE-IN.	2	.28	0	2
Over Votes	1		0	1
Under Votes	30		24	6



Results for State

HOWARD TOWNSHIP TRUSTEE

Vote for no more than 2

Alan Kouba	113	54.07	84	29
Ray Sells	94	44.98	73	21
WRITE-IN.	2	.96	1	1
Over Votes	0		0	0
Under Votes	95		70	25

TOLEDO TOWNSHIP TRUSTEE

Vote for no more than 2

Leonard Husak	102	58.62	73	29
Richard E. Kvidera	70	40.23	49	21
WRITE-IN.	2	1.15	0	2
Over Votes	0		0	0
Under Votes	128		90	38

HOWARD TOWNSHIP TRUSTEE TFV

Vote for no more than 1

WRITE-IN.	11	100.00	6	5
Over Votes	0		0	0
Under Votes	141		108	33

PREC REPORT-GROUP DETAIL

TAMA COUNTY, IOWA

UNOFFICIAL RESULTS

GENERAL ELECTION
NOVEMBER 4, 2008

RUN DATE:03/11/09 09:17 AM
REPORT-EL30A PAGE 0013-03

0013 TOLEDO 1/TOLEDO/HOWARD

TOTAL VOTES % ELECTION DAY ABSENTEE

HOWARD TOWNSHIP CLERK TFV

Vote for no more than 1

Joann Kouba.	121	99.18	93	28
WRITE-IN.	1	.82	1	0
Over Votes	0		0	0
Under Votes	30		20	10

SOIL & WATER CONSERVATION

Vote for no more than 3

Mike Snider.	328	32.93	229	99
Dean McKenna	322	32.33	217	105
Jody Kasal	340	34.14	232	108
WRITE-IN.	6	.60	2	4
Over Votes	0		0	0
Under Votes	1,209		817	392

IOWA STATE EXTENSION COUNCIL

Vote for no more than 3

Janelle Murty	387	38.51	274	113
Duane Petty.	317	31.54	210	107
Sherrri J. Scarf	287	28.56	187	100
WRITE-IN.	14	1.39	10	4
Over Votes	0		0	0
Under Votes	1,200		816	384

SUPREME COURT JUDGE - CADY


Vote for no more than 1

YES	328	66.94	229	99
NO.	162	33.06	112	50
Over Votes	0		0	0
Under Votes	245		158	87

SUPREME COURT JUDGE - HECHT

Vote for no more than 1

YES	317	65.36	224	93
---------------	-----	-------	-----	----



	Results for State			
NO.	168	34.64	115	53
Over Votes	2		1	1
Under Votes	248		159	89

SUPREME COURT JUDGE - APPEL
Vote for no more than 1

YES	315	65.90	221	94
NO.	163	34.10	110	53
Over Votes	0		0	0
Under Votes	257		168	89

COURT OF APPEALS - HUITINK
Vote for no more than 1

YES	315	65.35	222	93
NO.	167	34.65	113	54
Over Votes	0		0	0
Under Votes	253		164	89

PREC REPORT-GROUP DETAIL TAMA COUNTY, IOWA
UNOFFICIAL RESULTS

GENERAL ELECTION
NOVEMBER 4, 2008

RUN DATE:03/11/09 09:17 AM
REPORT-EL30A PAGE 0013-04

0013 TOLEDO 1/TOLEDO/HOWARD

TOTAL VOTES % ELECTION DAY ABSENTEE

COURT OF APPEALS - SACKETT
Vote for no more than 1

YES	316	66.11	220	96
NO.	162	33.89	112	50
Over Votes	2		1	1
Under Votes	255		166	89

COURT OF APPEALS - EISENHAUER
Vote for no more than 1

YES	321	67.30	229	92
NO.	156	32.70	104	52
Over Votes	0		0	0
Under Votes	258		166	92

DISTRICT COURT JUDGE - BAUMGARTNER
Vote for no more than 1

YES	330	68.18	232	98
NO.	154	31.82	106	48
Over Votes	0		0	0
Under Votes	251		161	90

DISTRICT COURT JUDGE - BERGAN
Vote for no more than 1

YES	326	68.34	227	99
NO.	151	31.66	105	46
Over Votes	0		0	0
Under Votes	258		167	91

DISTRICT COURT JUDGE - GRADY
Vote for no more than 1

YES	320	66.53	223	97
NO.	161	33.47	115	46
Over Votes	0		0	0
Under Votes	254		161	93

DISTRICT COURT JUDGE - HOOVER
Vote for no more than 1

YES	307	64.77	210	97
NO.	167	35.23	120	47



	Results for State		
Over Votes	0	0	0
Under Votes	261	169	92

DISTRICT COURT JUDGE - KOEHLER

Vote for no more than 1				
YES	318	66.81	228	90
NO.	158	33.19	106	52
Over Votes	0		0	0
Under Votes	259		165	94

PREC REPORT-GROUP DETAIL TAMA COUNTY, IOWA

UNOFFICIAL RESULTS

GENERAL ELECTION
NOVEMBER 4, 2008

RUN DATE:03/11/09 09:17 AM
REPORT-EL30A PAGE 0013-05

0013 TOLEDO 1/TOLEDO/HOWARD

TOTAL VOTES	%	ELECTION DAY	ABSENTEE
-------------	---	--------------	----------

DISTRICT ASSOCIATE JUDGE - KEAST

Vote for no more than 1				
YES	310	65.96	218	92
NO.	160	34.04	109	51
Over Votes	1		0	1
Under Votes	264		172	92

DISTRICT ASSOCIATE JUDGE - LIESVELD

Vote for no more than 1				
YES	305	64.76	211	94
NO.	166	35.24	117	49
Over Votes	1		0	1
Under Votes	263		171	92

DISTRICT ASSOCIATE JUDGE - WILSON

Vote for no more than 1				
YES	324	68.94	227	97
NO.	146	31.06	101	45
Over Votes	0		0	0
Under Votes	265		171	94

DISTRICT ASSOCIATE JUDGE - JONES

Vote for no more than 1				
YES	321	68.15	224	97
NO.	150	31.85	106	44
Over Votes	0		0	0
Under Votes	264		169	95

CONSTITUTIONAL AMENDMENT

Vote for no more than 1				
YES	451	77.09	297	154
NO.	134	22.91	103	31
Over Votes	0		0	0
Under Votes	150		99	51

PREC REPORT-GROUP DETAIL TAMA COUNTY, IOWA

UNOFFICIAL RESULTS

GENERAL ELECTION
NOVEMBER 4, 2008

RUN DATE:03/11/09 09:17 AM
REPORT-EL30A PAGE 0014-01

0014 TOLEDO 2

TOTAL VOTES	%	ELECTION DAY	ABSENTEE
-------------	---	--------------	----------

REGISTERED VOTERS - TOTAL	563		
BALLOTS CAST - TOTAL	322		100
VOTER TURNOUT - TOTAL		57.19	

STRAIGHT PARTY



Results for State

Vote for no more than 1				
Democratic Party (DEM)	73	70.87	43	30
Republican Party (REP)	29	28.16	13	16
Socialist Workers Party (SWP)	1	.97	1	0
Over Votes	0		0	0
Under Votes	219		165	54

PRESIDENT AND VICE PRESIDENT

Vote for no more than 1				
Barack Obama (DEM)	199	61.80	137	62
John McCain (REP)	118	36.65	81	37
Chuck Baldwin (CON)	1	.31	1	0
Cynthia McKinney (GRN)	0		0	0
Bob Barr (LIB)	0		0	0
Gloria La Riva (PSL)	0		0	0
Ralph Nader (PAF)	2	.62	2	0
Brian Moore (SPU)	0		0	0
James Harris (SWP)	0		0	0
WRITE-IN	2	.62	1	1
Over Votes	0		0	0
Under Votes	0		0	0

UNITED STATES SENATOR

Vote for no more than 1				
Tom Harkin (DEM)	225	71.66	156	69
Christopher Reed (REP)	89	28.34	61	28
WRITE-IN	0		0	0
Over Votes	0		0	0
Under Votes	8		5	3

UNITED STATES REPRESENTATIVE DIST 3

Vote for no more than 1				
Leonard L. Boswell (DEM)	214	69.26	148	66
Kim Schmett (REP)	91	29.45	62	29
Frank V. Forrestal (SWP)	4	1.29	3	1
WRITE-IN	0		0	0
Over Votes	0		0	0
Under Votes	13		9	4

STATE SENATE DISTRICT 20

Vote for no more than 1				
Randy L. Braden (DEM)	208	67.75	144	64
Tim L. Kapucian (REP)	99	32.25	68	31
WRITE-IN	0		0	0
Over Votes	0		0	0
Under Votes	15		10	5

PREC REPORT-GROUP DETAIL UNOFFICIAL RESULTS

TAMA COUNTY, IOWA

GENERAL ELECTION NOVEMBER 4, 2008

RUN DATE:03/11/09 09:17 AM REPORT-EL30A PAGE 0014-02

0014 TOLEDO 2


TOTAL VOTES % ELECTION DAY ABSENTEE

STATE REPRESENTATIVE DISTRICT 40

Vote for no more than 1				
Chris Bearden (DEM)	184	58.60	123	61
Lance Horbach (REP)	130	41.40	94	36
WRITE-IN	0		0	0
Over Votes	0		0	0
Under Votes	8		5	3

COUNTY AUDITOR

Vote for no more than 1				
Laura Kopsa (DEM)	259	99.62	184	75
WRITE-IN	1	.38	1	0



	Results for State		
Over Votes	0		0
Under Votes	62	37	25

COUNTY SHERIFF

Vote for no more than 1			
Dennis Kucera (REP)	224	96.97	165
WRITE-IN.	7	3.03	6
Over Votes	0		0
Under Votes	91		51

COUNTY SUPERVISOR DISTRICT 2

Vote for no more than 1			
Kendall Jordan (DEM).	228	74.03	160
Keith Sash (REP)	78	25.32	50
WRITE-IN.	2	.65	1
Over Votes	0		0
Under Votes	14		11

SOIL & WATER CONSERVATION

Vote for no more than 3			
Mike Snider.	143	36.11	104
Dean McKenna	119	30.05	82
Jody Kasal	134	33.84	94
WRITE-IN.	0		0
Over Votes	0		0
Under Votes	570		386

IOWA STATE EXTENSION COUNCIL

Vote for no more than 3			
Janelle Murty	152	38.58	112
Duane Petty.	125	31.73	84
Sherrri J. Scarf	116	29.44	84
WRITE-IN.	1	.25	1
Over Votes	0		0
Under Votes	572		385


PREC REPORT-GROUP DETAIL TAMA COUNTY, IOWA

GENERAL ELECTION
NOVEMBER 4, 2008

RUN DATE:03/11/09 09:17 AM
REPORT-EL30A PAGE 0014-03

0014 TOLEDO 2

	TOTAL VOTES	%	ELECTION DAY	ABSENTEE
SUPREME COURT JUDGE - CADY				
Vote for no more than 1				
YES	152	75.25	109	43
NO.	50	24.75	42	8
Over Votes	0		0	0
Under Votes	120		71	49
 SUPREME COURT JUDGE - HECHT				
Vote for no more than 1				
YES	139	70.20	105	34
NO.	59	29.80	45	14
Over Votes	1		0	1
Under Votes	123		72	51
 SUPREME COURT JUDGE - APPEL				
Vote for no more than 1				
YES	145	71.78	106	39
NO.	57	28.22	46	11
Over Votes	0		0	0
Under Votes	120		70	50



Results for State

COURT OF APPEALS - HUITINK

Vote for no more than 1

YES	138	69.70	100	38
NO.	60	30.30	50	10
Over Votes	0		0	0
Under Votes	124		72	52

COURT OF APPEALS - SACKETT

Vote for no more than 1

YES	152	76.77	111	41
NO.	46	23.23	38	8
Over Votes	0		0	0
Under Votes	124		73	51

COURT OF APPEALS - EISENHAUER

Vote for no more than 1

YES	143	72.59	104	39
NO.	54	27.41	44	10
Over Votes	0		0	0
Under Votes	125		74	51

DISTRICT COURT JUDGE - BAUMGARTNER

Vote for no more than 1

YES	155	75.61	115	40
NO.	50	24.39	37	13
Over Votes	0		0	0
Under Votes	117		70	47

PREC REPORT-GROUP DETAIL

TAMA COUNTY, IOWA

UNOFFICIAL RESULTS

GENERAL ELECTION
NOVEMBER 4, 2008

RUN DATE:03/11/09 09:17 AM
REPORT-EL30A PAGE 0014-04

0014 TOLEDO 2

TOTAL VOTES % ELECTION DAY ABSENTEE

DISTRICT COURT JUDGE - BERGAN

Vote for no more than 1

YES	147	73.13	109	38
NO.	54	26.87	41	13
Over Votes	0		0	0
Under Votes	121		72	49

DISTRICT COURT JUDGE - GRADY

Vote for no more than 1

YES	151	73.66	106	45
NO.	54	26.34	46	8
Over Votes	0		0	0
Under Votes	117		70	47

DISTRICT COURT JUDGE - HOOVER

Vote for no more than 1

YES	138	71.50	99	39
NO.	55	28.50	45	10
Over Votes	0		0	0
Under Votes	129		78	51

DISTRICT COURT JUDGE - KOEHLER

Vote for no more than 1

YES	144	72.73	103	41
NO.	54	27.27	43	11
Over Votes	0		0	0
Under Votes	124		76	48

DISTRICT ASSOCIATE JUDGE - KEAST



Results for State

Vote for no more than 1				
YES	136	71.20	99	37
NO.	55	28.80	43	12
Over Votes	0		0	0
Under Votes	131		80	51

DISTRICT ASSOCIATE JUDGE - LIESVELD

Vote for no more than 1				
YES	141	73.06	105	36
NO.	52	26.94	39	13
Over Votes	0		0	0
Under Votes	129		78	51

DISTRICT ASSOCIATE JUDGE - WILSON

Vote for no more than 1				
YES	144	74.61	108	36
NO.	49	25.39	36	13
Over Votes	0		0	0
Under Votes	129		78	51

PREC REPORT-GROUP DETAIL TAMA COUNTY, IOWA
UNOFFICIAL RESULTS

GENERAL ELECTION
NOVEMBER 4, 2008

RUN DATE:03/11/09 09:17 AM
REPORT-EL30A PAGE 0014-05

0014 TOLEDO 2

TOTAL VOTES % ELECTION DAY ABSENTEE

DISTRICT ASSOCIATE JUDGE - JONES

Vote for no more than 1				
YES	138	73.02	100	38
NO.	51	26.98	40	11
Over Votes	0		0	0
Under Votes	133		82	51

CONSTITUTIONAL AMENDMENT

Vote for no more than 1				
YES	186	73.23	133	53
NO.	68	26.77	53	15
Over Votes	1		0	1
Under Votes	67		36	31

PREC REPORT-GROUP DETAIL TAMA COUNTY, IOWA
UNOFFICIAL RESULTS

GENERAL ELECTION
NOVEMBER 4, 2008

RUN DATE:03/11/09 09:17 AM
REPORT-EL30A PAGE 0015-01

0015 TOLEDO 3

TOTAL VOTES % ELECTION DAY ABSENTEE

REGISTERED VOTERS - TOTAL	572			
BALLOTS CAST - TOTAL	390		269	121
VOTER TURNOUT - TOTAL		68.18		

STRAIGHT PARTY

Vote for no more than 1				
Democratic Party (DEM)	52	68.42	30	22
Republican Party (REP)	23	30.26	14	9
Socialist Workers Party (SWP).	1	1.32	1	0
Over Votes	0		0	0
Under Votes	314		224	90

PRESIDENT AND VICE PRESIDENT

Vote for no more than 1				
Barack Obama (DEM)	261	67.62	171	90
John McCain (REP).	121	31.35	96	25
Chuck Baldwin (CON)	0		0	0



Results for State

Cynthia McKinney (GRN)	0		0	0
Bob Barr (LIB)	1	.26	0	1
Gloria La Riva (PSL)	0		0	0
Ralph Nader (PAF)	3	.78	0	3
Brian Moore (SPU)	0		0	0
James Harris (SWP)	0		0	0
WRITE-IN	0		0	0
Over Votes	2		1	1
Under Votes	2		1	1

UNITED STATES SENATOR

Vote for no more than 1				
Tom Harkin (DEM)	283	74.47	187	96
Christopher Reed (REP)	97	25.53	74	23
WRITE-IN	0		0	0
Over Votes	0		0	0
Under Votes	10		8	2

UNITED STATES REPRESENTATIVE DIST 3

Vote for no more than 1				
Leonard L. Boswell (DEM)	248	67.57	167	81
Kim Schmetz (REP)	109	29.70	81	28
Frank V. Forrestal (SWP)	10	2.72	4	6
WRITE-IN	0		0	0
Over Votes	0		0	0
Under Votes	23		17	6

STATE SENATE DISTRICT 20

Vote for no more than 1				
Randy L. Braden (DEM)	243	66.58	161	82
Tim L. Kapucian (REP)	122	33.42	90	32
WRITE-IN	0		0	0
Over Votes	0		0	0
Under Votes	25		18	7

PREC REPORT-GROUP DETAIL TAMA COUNTY, IOWA

UNOFFICIAL RESULTS

GENERAL ELECTION
NOVEMBER 4, 2008

RUN DATE:03/11/09 09:17 AM
REPORT-EL30A PAGE 0015-02

0015 TOLEDO 3

TOTAL VOTES % ELECTION DAY ABSENTEE

STATE REPRESENTATIVE DISTRICT 40

Vote for no more than 1				
Chris Bearden (DEM)	212	55.50	134	78
Lance Horbach (REP)	170	44.50	131	39
WRITE-IN	0		0	0
Over Votes	0		0	0
Under Votes	8		4	4

COUNTY AUDITOR

Vote for no more than 1				
Laura Kopsa (DEM)	341	98.55	232	109
WRITE-IN	5	1.45	4	1
Over Votes	0		0	0
Under Votes	44		33	11

COUNTY SHERIFF

Vote for no more than 1				
Dennis Kucera (REP)	300	98.36	210	90
WRITE-IN	5	1.64	4	1
Over Votes	0		0	0
Under Votes	85		55	30

COUNTY SUPERVISOR DISTRICT 2



Results for State

Vote for no more than 1				
Kendall Jordan (DEM)	293	77.93	202	91
Keith Sash (REP)	83	22.07	58	25
WRITE-IN	0		0	0
Over Votes	0		0	0
Under Votes	14		9	5

SOIL & WATER CONSERVATION

Vote for no more than 3				
Mike Snider	184	31.56	124	60
Dean McKenna	185	31.73	124	61
Jody Kasal	208	35.68	135	73
WRITE-IN	6	1.03	6	0
Over Votes	0		0	0
Under Votes	587		418	169

IOWA STATE EXTENSION COUNCIL

Vote for no more than 3				
Janelle Murty	237	41.51	165	72
Duane Petty	167	29.25	108	59
Sherrri J. Scarf	164	28.72	109	55
WRITE-IN	3	.53	3	0
Over Votes	0		0	0
Under Votes	599		422	177

PREC REPORT-GROUP DETAIL

TAMA COUNTY, IOWA

UNOFFICIAL RESULTS

GENERAL ELECTION
NOVEMBER 4, 2008

RUN DATE:03/11/09 09:17 AM
REPORT-EL30A PAGE 0015-03

0015 TOLEDO 3

TOTAL VOTES % ELECTION DAY ABSENTEE

SUPREME COURT JUDGE - CADY

Vote for no more than 1				
YES	182	70.27	128	54
NO	77	29.73	51	26
Over Votes	3		3	0
Under Votes	128		87	41

SUPREME COURT JUDGE - HECHT

Vote for no more than 1				
YES	169	65.50	121	48
NO	89	34.50	59	30
Over Votes	0		0	0
Under Votes	132		89	43

SUPREME COURT JUDGE - APPEL


Vote for no more than 1				
YES	173	66.80	119	54
NO	86	33.20	59	27
Over Votes	0		0	0
Under Votes	131		91	40

COURT OF APPEALS - HUITINK

Vote for no more than 1				
YES	167	66.01	117	50
NO	86	33.99	59	27
Over Votes	0		0	0
Under Votes	137		93	44

COURT OF APPEALS - SACKETT

Vote for no more than 1				
YES	186	70.99	130	56
NO	76	29.01	49	27
Over Votes	0		0	0



Under Votes Results for State
 128 90 38

COURT OF APPEALS - EISENHAUER

Vote for no more than 1
 YES 165 65.48 115 50
 NO. 87 34.52 59 28
 Over Votes 0 0 0
 Under Votes 138 95 43

DISTRICT COURT JUDGE - BAUMGARTNER

Vote for no more than 1
 YES 201 75.56 140 61
 NO. 65 24.44 44 21
 Over Votes 0 0 0
 Under Votes 124 85 39

PREC REPORT-GROUP DETAIL

TAMA COUNTY, IOWA

UNOFFICIAL RESULTS

GENERAL ELECTION
 NOVEMBER 4, 2008

RUN DATE:03/11/09 09:17 AM
 REPORT-EL30A PAGE 0015-04

0015 TOLEDO 3

TOTAL VOTES % ELECTION DAY ABSENTEE

DISTRICT COURT JUDGE - BERGAN

Vote for no more than 1
 YES 183 72.05 129 54
 NO. 71 27.95 48 23
 Over Votes 0 0 0
 Under Votes 136 92 44

DISTRICT COURT JUDGE - GRADY

Vote for no more than 1
 YES 187 72.20 126 61
 NO. 72 27.80 53 19
 Over Votes 0 0 0
 Under Votes 131 90 41

DISTRICT COURT JUDGE - HOOVER

Vote for no more than 1
 YES 167 66.53 118 49
 NO. 84 33.47 58 26
 Over Votes 0 0 0
 Under Votes 139 93 46

DISTRICT COURT JUDGE - KOEHLER

Vote for no more than 1
 YES 178 70.08 116 62
 NO. 76 29.92 58 18
 Over Votes 0 0 0
 Under Votes 136 95 41

DISTRICT ASSOCIATE JUDGE - KEAST

Vote for no more than 1
 YES 167 68.16 117 50
 NO. 78 31.84 54 24
 Over Votes 0 0 0
 Under Votes 145 98 47

DISTRICT ASSOCIATE JUDGE - LIESVELD

Vote for no more than 1
 YES 174 70.73 123 51
 NO. 72 29.27 49 23
 Over Votes 0 0 0
 Under Votes 144 97 47



Results for State

DISTRICT ASSOCIATE JUDGE - WILSON

Vote for no more than 1				
YES	175	70.28	126	49
NO.	74	29.72	49	25
Over Votes	1		0	1
Under Votes	140		94	46

PREC REPORT-GROUP DETAIL TAMA COUNTY, IOWA

UNOFFICIAL RESULTS GENERAL ELECTION NOVEMBER 4, 2008

RUN DATE:03/11/09 09:17 AM REPORT-EL30A PAGE 0015-05

0015 TOLEDO 3

TOTAL VOTES % ELECTION DAY ABSENTEE

DISTRICT ASSOCIATE JUDGE - JONES

Vote for no more than 1				
YES	168	68.85	117	51
NO.	76	31.15	54	22
Over Votes	0		0	0
Under Votes	146		98	48

CONSTITUTIONAL AMENDMENT

Vote for no more than 1				
YES	287	86.45	202	85
NO.	45	13.55	31	14
Over Votes	0		0	0
Under Votes	58		36	22

PREC REPORT-GROUP DETAIL TAMA COUNTY, IOWA

UNOFFICIAL RESULTS GENERAL ELECTION NOVEMBER 4, 2008

RUN DATE:03/11/09 09:17 AM REPORT-EL30A PAGE 0016-01

0016 YORK

TOTAL VOTES % ELECTION DAY ABSENTEE

REGISTERED VOTERS - TOTAL	401			
BALLOTS CAST - TOTAL.	291		247	44
VOTER TURNOUT - TOTAL		72.57		

STRAIGHT PARTY

Vote for no more than 1				
Democratic Party (DEM)	46	57.50	34	12
Republican Party (REP)	33	41.25	27	6
Socialist Workers Party (SWP).	1	1.25	1	0
Over Votes	0		0	0
Under Votes	211		185	26

PRESIDENT AND VICE PRESIDENT

Vote for no more than 1				
Barack Obama (DEM)	165	57.29	135	30
John McCain (REP).	114	39.58	100	14
Chuck Baldwin (CON)	0		0	0
Cynthia McKinney (GRN)	0		0	0
Bob Barr (LIB).	0		0	0
Gloria La Riva (PSL).	1	.35	1	0
Ralph Nader (PAF).	5	1.74	5	0
Brian Moore (SPU).	0		0	0
James Harris (SWP)	0		0	0
WRITE-IN.	3	1.04	3	0
Over Votes	0		0	0
Under Votes	3		3	0

UNited STATES SENATOR Vote for no more than 1



Results for State

Tom Harkin (DEM)	176	61.75	145	31
Christopher Reed (REP)	109	38.25	97	12
WRITE-IN.	0		0	0
Over Votes	0		0	0
Under Votes	6		5	1

UNITED STATES REPRESENTATIVE DIST 3

Vote for no more than 1

Leonard L. Boswell (DEM)	161	57.91	133	28
Kim Schmett (REP)	112	40.29	98	14
Frank V. Forrester (SWP)	4	1.44	4	0
WRITE-IN.	1	.36	1	0
Over Votes	0		0	0
Under Votes	13		11	2

STATE SENATE DISTRICT 20

Vote for no more than 1

Randy L. Braden (DEM)	103	35.89	80	23
Tim L. Kapucian (REP)	184	64.11	163	21
WRITE-IN.	0		0	0
Over Votes	0		0	0
Under Votes	4		4	0

PREC REPORT-GROUP DETAIL

TAMA COUNTY, IOWA

UNOFFICIAL RESULTS

GENERAL ELECTION
NOVEMBER 4, 2008

RUN DATE:03/11/09 09:17 AM
REPORT-EL30A PAGE 0016-02

0016 YORK

TOTAL VOTES % ELECTION DAY ABSENTEE

STATE REPRESENTATIVE DISTRICT 40

Vote for no more than 1

Chris Bearden (DEM)	122	42.96	96	26
Lance Horbach (REP)	162	57.04	144	18
WRITE-IN.	0		0	0
Over Votes	0		0	0
Under Votes	7		7	0

COUNTY AUDITOR

Vote for no more than 1

Laura Kopsa (DEM)	231	100.00	194	37
WRITE-IN.	0		0	0
Over Votes	0		0	0
Under Votes	60		53	7

COUNTY SHERIFF

Vote for no more than 1

Dennis Kucera (REP)	235	99.58	207	28
WRITE-IN.	1	.42	1	0
Over Votes	0		0	0
Under Votes	55		39	16

YORK TOWNSHIP TRUSTEE


Vote for no more than 2

WRITE-IN.	13	100.00	13	0
Over Votes	0		0	0
Under Votes	301		255	46

SOIL & WATER CONSERVATION

Vote for no more than 3

Mike Snider.	123	27.09	101	22
Dean McKenna	127	27.97	105	22
Jody Kasal	203	44.71	176	27
WRITE-IN.	1	.22	1	0
Over Votes	0		0	0



Under Votes Results for State
 419 358 61

IOWA STATE EXTENSION COUNCIL

Vote for no more than 3
 Janelle Murty 172 39.27 144 28
 Duane Petty 131 29.91 110 21
 Sherri J. Scarf 134 30.59 113 21
 WRITE-IN 1 .23 1 0
 Over Votes 0 0 0
 Under Votes 435 373 62

SUPREME COURT JUDGE - CADY

Vote for no more than 1
 YES 125 67.93 108 17
 NO. 59 32.07 54 5
 Over Votes 0 0 0
 Under Votes 107 85 22

PREC REPORT-GROUP DETAIL TAMA COUNTY, IOWA
 UNOFFICIAL RESULTS

GENERAL ELECTION
 NOVEMBER 4, 2008

RUN DATE:03/11/09 09:17 AM
 REPORT-EL30A PAGE 0016-03

0016 YORK

TOTAL VOTES % ELECTION DAY ABSENTEE

SUPREME COURT JUDGE - HECHT

Vote for no more than 1
 YES 120 65.93 106 14
 NO. 62 34.07 55 7
 Over Votes 0 0 0
 Under Votes 109 86 23

SUPREME COURT JUDGE - APPEL

Vote for no more than 1
 YES 119 66.85 102 17
 NO. 59 33.15 54 5
 Over Votes 0 0 0
 Under Votes 113 91 22

COURT OF APPEALS - HUITINK

Vote for no more than 1
 YES 129 70.49 110 19
 NO. 54 29.51 50 4
 Over Votes 0 0 0
 Under Votes 108 87 21

COURT OF APPEALS - SACKETT


Vote for no more than 1
 YES 126 69.61 108 18
 NO. 55 30.39 50 5
 Over Votes 0 0 0
 Under Votes 110 89 21

COURT OF APPEALS - EISENHAUER

Vote for no more than 1
 YES 123 67.96 105 18
 NO. 58 32.04 53 5
 Over Votes 0 0 0
 Under Votes 110 89 21

DISTRICT COURT JUDGE - BAUMGARTNER

Vote for no more than 1
 YES 137 72.87 115 22
 NO. 51 27.13 49 2



	Results for State		
Over Votes	1		0
Under Votes	102	82	20

DISTRICT COURT JUDGE - BERGAN

Vote for no more than 1			
YES	127	70.17	109
NO.	54	29.83	50
Over Votes	0		0
Under Votes	110		88

PREC REPORT-GROUP DETAIL TAMA COUNTY, IOWA

UNOFFICIAL RESULTS

GENERAL ELECTION
NOVEMBER 4, 2008

RUN DATE:03/11/09 09:17 AM
REPORT-EL30A PAGE 0016-04

0016 YORK

TOTAL VOTES	%	ELECTION DAY	ABSENTEE
-------------	---	--------------	----------

DISTRICT COURT JUDGE - GRADY

Vote for no more than 1			
YES	130	71.82	109
NO.	51	28.18	49
Over Votes	0		0
Under Votes	110		89

DISTRICT COURT JUDGE - HOOVER

Vote for no more than 1			
YES	115	64.97	101
NO.	62	35.03	55
Over Votes	1		1
Under Votes	113		90

DISTRICT COURT JUDGE - KOEHLER

Vote for no more than 1			
YES	127	70.95	110
NO.	52	29.05	47
Over Votes	0		0
Under Votes	112		90

DISTRICT ASSOCIATE JUDGE - KEAST

Vote for no more than 1			
YES	121	66.85	104
NO.	60	33.15	56
Over Votes	0		0
Under Votes	110		87

DISTRICT ASSOCIATE JUDGE - LIESVELD

Vote for no more than 1			
YES	118	67.05	102
NO.	58	32.95	53
Over Votes	0		0
Under Votes	115		92

DISTRICT ASSOCIATE JUDGE - WILSON

Vote for no more than 1			
YES	119	68.00	101
NO.	56	32.00	53
Over Votes	1		1
Under Votes	115		92

DISTRICT ASSOCIATE JUDGE - JONES

Vote for no more than 1			
YES	125	70.62	108
NO.	52	29.38	48
Over Votes	0		0



Results for State

Under Votes 114 91 23

PREC REPORT-GROUP DETAIL TAMA COUNTY, IOWA

UNOFFICIAL RESULTS

GENERAL ELECTION
NOVEMBER 4, 2008

RUN DATE:03/11/09 09:17 AM
REPORT-EL30A PAGE 0016-05

0016 YORK

	TOTAL VOTES	%	ELECTION DAY	ABSENTEE
CONSTITUTIONAL AMENDMENT				
Vote for no more than 1				
YES	171	72.46	143	28
NO.	65	27.54	56	9
Over Votes	0		0	0
Under Votes	55		48	7
<input type="checkbox"/> E				